

WORLD PADEL REPORT

The World Padel Participation, Competition,
Performance and Organization Report

2024



INTERNATIONAL
PADEL
FEDERATION

INDEX

12

PADEL NUMBERS IN PILLS

PARTICIPATION	13
PERFORMANCE	13
FIP ORGANIZATION	13

16

THE GROWTH OF PADEL IN THE WORLD

PADEL PLAYERS POPULATION	17
NUMBER OF PADEL CLUBS	17
NUMBER OF PADEL COURTS	18

22

FIP INTERNATIONAL COMPETITIONS

CUPRA FIP TOUR	23
PREMIER PADEL	28
FIP PROMISES	30
ROLL OF HONOUR FIP CHAMPIONSHIPS	31

36

PADEL PERFORMANCE

FIP RANKING	37
RANKED PLAYERS	39
PROFESSIONAL PLAYERS RANKED BY AGE	42

45

NATIONAL FEDERATIONS REPORT

102

ADDITIONAL INFORMATION





FOREWORD BY FIP PRESIDENT

LUIGI CARRARO

In less than a year, our world has undergone remarkable changes. As I swiftly watch the beautiful movie of 2023, memories bring me to padel's historic debut at an event marked by five Olympic rings, the European Games—a milestone that drove us closer to the Olympic dream. Subsequently, the World Championships and European Championships (Absolute, Junior and Senior) have spotlighted the essence of teamwork and national pride, breaking any record of participation.

The inception of a unified professional tour - Premier Padel - governed by FIP, marked a significant step forward and added to the affirmation of our flagship event, the Cupra FIP Tour, and the commitment of our National Federations, showcasing exponential growth in quality, caliber, and opportunities for both young and professional players.

This ascent owes much to the collective efforts of athletes, referees, coaches, organisers, and all those who work very hard on and off the field of play.

Then the establishment of a single and unified FIP Ranking, which stands as a pivotal achievement—a globally recognized benchmark for both men and women, indispensable for a sports ecosystem that aims at reaching the highest standards.

As I reminisce on the snapshots of this epochal transition into the 'New Era' of padel, one image remains steadfast and vivid: the fervor and dedication of every National Federation alongside with their Teams, which has contributed to this transformative journey and growth. A turning point that has also brought important changes within FIP structure, strengthening all its departments: from sport to communication and management, culminating in the inception of the 'FIP Research & Data Analysis Department,' which gave birth to the inaugural global report on padel: the 'World Padel Report 2024,' a comprehensive study that was made possible by the collaborative efforts of National Federations.

Finally, at this point, it might be tempting to go on telling about our achieved milestones and goals. And it would be the same if ahead of us there would be more to be dreamed, pursued and reached.

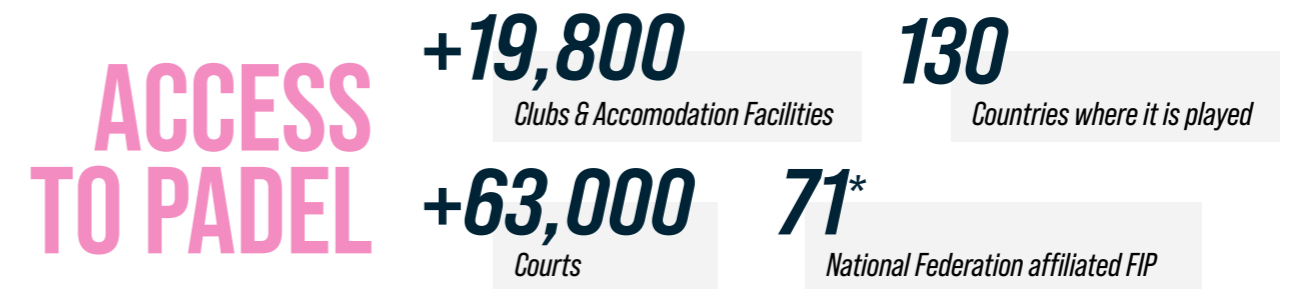
Thus, we look forward to gathering again in the future to reflect on the ever-evolving landscape of our world. Our world.



PADEL NUMBERS IN PILLS

KEY FINDINGS

PARTICIPATION



*As of 31/12/23

PERFORMANCE

PLAYERS WITH A PROFESSIONAL FIP RANKING 2023	TOTAL		PLAYERS WITH A FIP JUNIOR WORLD RANKING 2023	TOTAL	
	4,874	Players		1,209	Players
	3,512	Male		847	Male
	1,362	Female		362	Female
	72	Nations represented		15	Nations represented

FIP ORGANIZATION

FIP TOURNAMENTS 2023	TOTAL	MALE	FEMALE
TOTAL	163	101	62
FIP CHAMPIONSHIPS	10	6	4
PREMIER PADEL	10	6	4
CUPRA FIP TOUR	108	71	37
FIP PROMISES	35	18	17

30 Countries where FIP tournaments were held



THE GROWTH OF PADEL IN THE WORLD

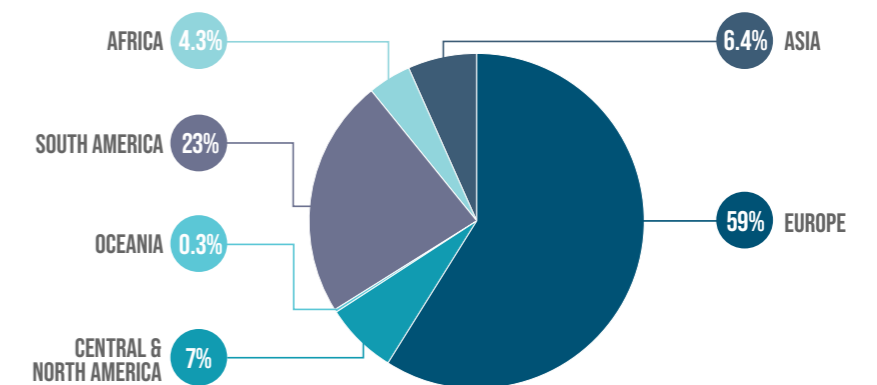
PADEL PLAYER POPULATION

From estimates made by individual federations and analysis by the FIP Department of Research and Data Analysis, the number of amateur padel players is nearly 30 million, more than half of whom play more frequently (1 time per week).

More than 59 percent play the sport in Europe, 23 percent in South America, 7 percent in Central and North America, 7 percent in Asia, Africa, still growing, exceeds 4.3 percent, and Oceania has a few fractions of a percentage point. The majority of amateur players are **men (60%)**, despite that it is one of the sports most played by **women**, who account for **40%** of the total.

PADEL PLAYERS BY CONTINENTS [%]

Fig.1 – Padel Players by continents [%]



NUMBER OF PADEL CLUBS

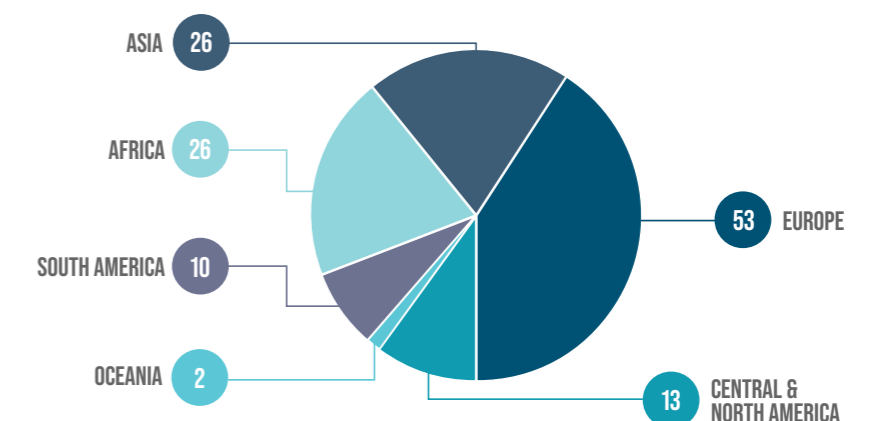
There are more than **19,800 clubs and accommodation facilities worldwide** where to play padel, of which **5,820 clubs are affiliated with national federations**.

Compared to 2022, where there were 3,923 affiliated clubs, FIP saw an increase of **48 percent**. There are 130 nations and 12 dependent territories where to play padel, in 2021 there were about 90.

Nearly two-thirds of the world's nations have facilities where padel can be played, the ratio is 66 percent; in Europe, there is at least one club in all 53 nations on the continent.

NATIONS WHERE THERE ARE PADEL CLUBS

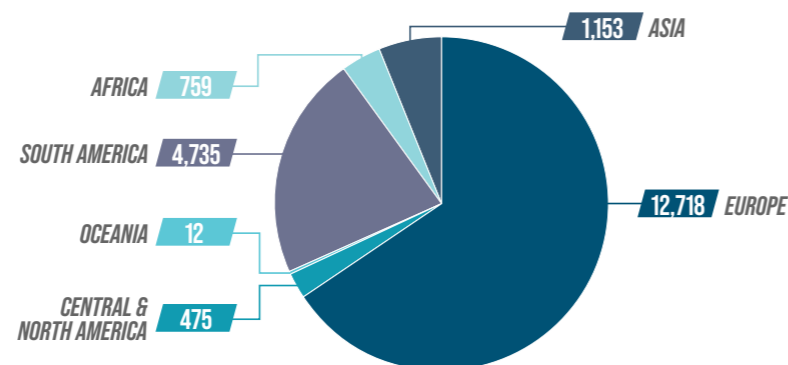
Fig.2 – No. of nations by continent where padel is played



Europe is the continent where there are the most clubs and accommodation facilities (64%), followed by South America with 24%, Asia 6%, Africa 4%, Central and North America 2% and Oceania (0.1%).

N° CLUBS & ACCOMODATION IN THE WORLD

Fig.3 - No. Clubs and Accommodation facilities for continents



NUMBER OF PADEL COURTS

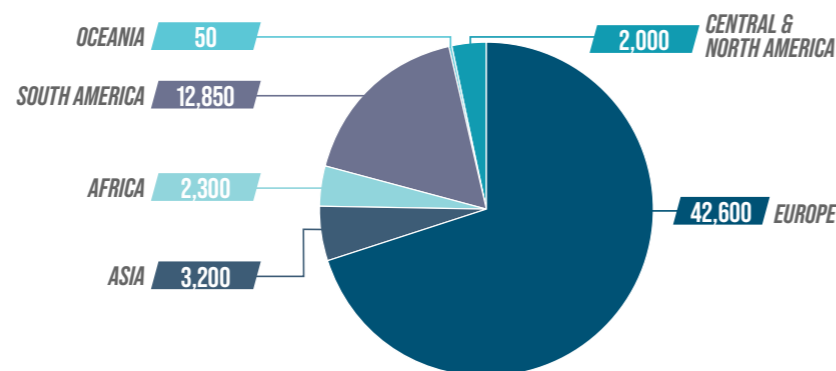
At the beginning of 2024, we marked the milestone of 60,000 padel courts in the world. Europe, the continent where padel is played the most, is estimated to have more than **42,600 padel courts** (70 percent of the total).

Compared to three years ago, the growth has been 240%, but excluding Spain (more than 16,000 courts), whose position has been consolidated for a long time, the development in other European countries has been 6 times as much.

On the **American continent**, there are an estimated **14,850 courts** (most in Argentina and South America in general), **3,200 in Asia** (mostly in the Middle East), **2,300 in Africa**, and less than **100 in Oceania**.

N° COURTS IN THE WORLD

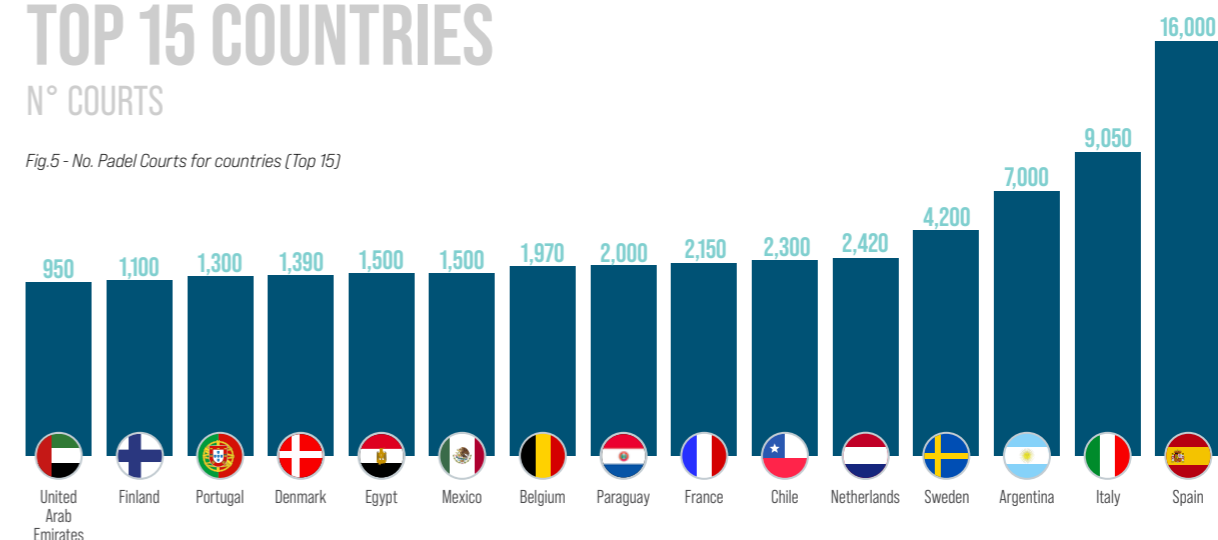
Fig.4 - No. Padel Courts for continents



TOP 15 COUNTRIES

N° COURTS

Fig.5 - No. Padel Courts for countries (Top 15)



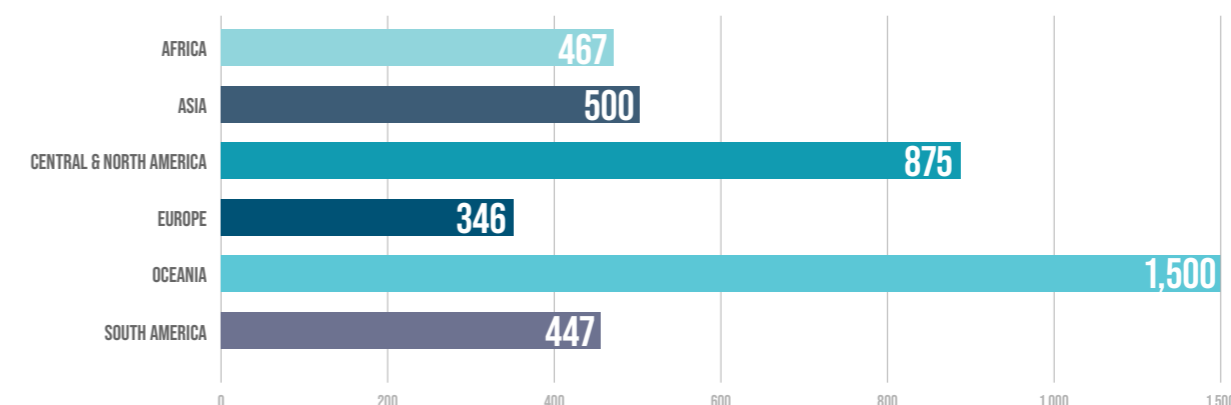
COURTS RATIO BY CLUB

The average ratio of the number of courts to the number of facilities where padel can be played is 3.2 in the world. The highest ratio is in Oceania with 3.6 courts per club, followed by Europe with 3.4, Africa 3.0, Americas 2.9 while in Asia the ratio is 2.7.

RATIO OF AMATEUR PLAYERS TO PADEL COURTS, BY REGION

Using the total number of padel courts in each nation, we calculated the total number of padel courts compared to the number of amateur players.

The ratio worldwide is just over one court for every 400 players.





FIP INTERNATIONAL COMPETITIONS

The International Padel Federation owns and manages a range of events, from world and continental competitions for both nations and pairs to international circuits such as **Cupra FIP Tour**, **Premier Padel** and **FIP Promises**. All official FIP competitions can be viewed at www.padelfip.com > Documentation > Official Competitions.



CUPRA FIP TOUR HISTORY AND STATISTICS



The FIP circuit (from 2020 named **Cupra FIP Tour**) was born in June 2019 and aimed to ensure that Padel would continue its worldwide growth by allowing players from less developed countries to participate with their earned points, in World Padel Tour tournaments first and Premier Padel later, and to develop their professional growth by participating in tournaments of international relevance.

Originally three categories of tournaments changed according to prize money, scores and player ranking, in order of importance: **Star**, **Rise** and **Promotion**, to which **Gold** and **Platinum** were added in later years.

From the beginning of the circuit until April 2024, 355 tournaments were played in as many as 36 different nations from all continents (222 in Europe, 51 in South America, 33 in Asia, 22 in North Central America, 21 in Africa, and 6 in Oceania) and winners from 28 different nations.

YEAR 2019

6 tournaments held including 5 male categories and 1 female category.

YEAR 2020

24 tournaments held including 20 male category and 4 female category.

YEAR 2021

73 tournaments contested of which 45 were male category and 28 female category.

YEAR 2022

98 tournaments contested of which 62 were male category and 36 female category.

YEAR 2023

108 tournaments contested of which 71 were male category and 37 female category

YEAR 2024

46 already played as of the end of April (a total of more than 160 tournaments are expected to be played in 2024)

Fig 7 - Tables of tournaments played by year and category type:

FEMALE							
Categories / Years	2019	2020	2021	2022	2023	April 2024	TOTAL
FIP FINALS		1	1	1			3
FIP GOLD			1	2			3
FIP PLATINUM				2	1		3
FIP PROMOTION			3	17	9	10	39
FIP RISE		3	16	12	25	11	67
FIP STAR	1	6	7	2	2		18
TOTAL	1	10	28	36	37	21	133

MALE							
Categories / Years	2019	2020	2021	2022	2023	April 2024	TOTAL
FIP FINALS		1	1	1			3
FIP GOLD			3	5	2		10
FIP PLATINUM				2	2		4
FIP PROMOTION	1		5	13	11	8	38
FIP RISE	2	5	29	30	49	17	133
FIP STAR	1	8	7	11	7		34
TOTAL	5	14	45	62	71	25	222



Fig. 8 Tables of tournaments played by year and country where played

Countries/Years	2019	2020	2021	2022	2023	2024	TOTAL
ALBANIA					1		1
ARGENTINA			1	2		3	6
AUSTRALIA					2	4	6
AUSTRIA			1	1	1		3
BELGIUM				2	3		5
BRAZIL				9	3		12
CHILE			2	7	6	4	19
ECUADOR			3	2			5
EGYPT		1		11	5	4	21
FRANCE	1		1	2	2		6
GERMANY	1		1				2
IRELAND			2				2
ITALY	2	8	20	14	16	2	62
JAPAN			1	1	3		5
KUWAIT					2		2
LITHUANIA			2		3	1	6
MEXICO		2	2	8	5	2	19
MONACO						1	1
NETHERLANDS	1		8	9	6		24
NORWAY				2	2		4
OMAN				2			2
PARAGUAY			2	1			3
QATAR			2	2	4	3	11
RUSSIA			2				2
SAN MARINO				1			1
SAUDI ARABIA					1		1
SPAIN		10	17	16	24	10	77
SWEDEN			1		6	6	13
SWITZERLAND					1		1
THAILAND					2		2
TÜRKIYE				1	1		2
UNITED ARAB EMIRATES	1	2	2		1	4	10
UNITED KINGDOM				2	6	2	10
UNITED STATES			2				3
URUGUAY		1	1	2	1		5
VENEZUELA					1		1
TOTAL	6	24	73	98	108	46	355

Fig. 9 Table of Cupra Fip Tournament Winners 2019-2023

Winners / Gender	FEMALE	MALE	TOTAL
ARGENTINA	14	55	69
AUSTRIA		2	2
BELGIUM	7	4	11
BRAZIL	11	17	28
CHILE	11	9	20
ECUADOR	3	1	4
EGYPT	2	2	4
SPAIN	103	189	292
FINLAND		1	1
FRANCE	5	20	25
UNITED KINGDOM	2	1	3
GERMANY	4		4
IRELAND		1	1
ITALY	19	43	62
JAPAN	4	4	8
MEXICO	13	3	16
NETHERLANDS	11	10	21
NORWAY	1		1
OMAN	2		1
PARAGUAY		5	5
POLAND	2	1	3
PORTUGAL	7	11	18
QATAR		1	1
RUSSIA	2		2
SWEDEN	1	8	9
UNITED ARAB EMIRATES		1	1
URUGUAY		4	4
VENEZUELA		1	1



PREMIER PADEL

HISTORY AND STATISTICS



Premier Padel Circuit governed by the International Padel Federation (FIP) and promoted by the Professional Padel Association (PPA), International Padel Players Association (IPPA) and Qatar Sports Investments (QSI) was born in 2022.

The goal of the Tour was to hold high-level tournaments for the first two years and then become the only major international circuit starting in 2024, and this was the case after the agreement to take over the World Padel Tour. In 2022, 8 tournaments were held all in the men’s category, in 2023 after the agreement with the IPPA association women also joined the circuit and 6 tournaments were held including 4 “combined” ones.

The 2024 season will see 25 tournaments “combined” spanning 18 countries in 5 continents taking place throughout the year, demonstrating Premier Padel’s ongoing commitment to reach new markets, grow the game globally and inspire more people to participate.

The 2024 calendar will conclude with the first-ever edition of the Premier Padel Tour Finals which will take place in Barcelona on 18-22 December 2024 and will see the top-ranked pairs battle it out for the final trophy of the 2024 Premier Padel season.

Fig. 10 - Table of all Premier Padel tournaments played through March 2024 - Female Category

FEMALE									
TOURNAMENT	CATEGORY	MONTH	YEAR	LOCATION	COUNTRIES	WINNERS	NAT.	NAT.	WINNERS
BNL ITALY MAJOR	MAJOR	JULY	2023	ROME	ITALY	GEMMA TRIAY			MARTA ORTEGA
MADRID P1	P1	JULY	2023	MADRID	SPAIN	DELFINA BREA			BEATRIZ GONZALEZ
PARIS MAJOR	MAJOR	SEPTEMBER	2023	PARIS	FRANCE	PAULA JOSEMARIA			ARIANA SANCHEZ
MILANO P1	P1	DECEMBER	2023	MILANO	ITALY	DELFINA BREA			BEATRIZ GONZALEZ
RIYADH SEASON P1	P1	FEBRUARY	2024	RIYADH	SAUDI ARABIA	PAULA JOSEMARIA			ARIANA SANCHEZ
QATAR MAJOR	MAJOR	MARCH	2024	DOHA	QATAR	PAULA JOSEMARIA			ARIANA SANCHEZ
GNP MEXICO P1	P1	MARCH	2024	ACAPULCO	MEXICO	CLAUDIA JENSEN SIRVENT			JESSICA CASTELLO LOPEZ
PUERTO CABELLO P2	P2	MARCH	2024	PUERTO CABELLO	VENEZUELA	DELFINA BREA			BEATRIZ GONZALEZ



Fig. 11 - Table of all Premier Padel tournaments played through March 2024 – Male Category

MALE									
TOURNAMENT	CATEGORY	MONTH	YEAR	LOCATION	COUNTRIES	WINNERS	NAT.	NAT.	WINNERS
OOREDOO QATAR MAJOR	MAJOR	MARCH	2022	DOHA	QATAR	PAQUITO NAVARRO			MARTIN DI NENNO
ITALY MAJOR	MAJOR	MAY	2022	ROME	ITALY	ALEJANDRO GALAN ROMO			JUAN LEBRON CHINCOA
PARIS MAJOR	MAJOR	JULY	2022	PARIS	FRANCE	ALEJANDRO GALAN ROMO			JUAN LEBRON CHINCOA
MADRID P1	P1	AUGUST	2022	MADRID	SPAIN	ALEJANDRO GALAN ROMO			JUAN LEBRON CHINCOA
ARGENTINA P1	P1	AUGUST	2022	MENDOZA	ARGENTINA	FRANCO STUPACZUK			PABLO LIMA
NEW GIZA P1	P1	OCTOBER	2022	NEWGIZA	EGYPT	FRANCO STUPACZUK			PABLO LIMA
MEXICO MAJOR	MAJOR	NOVEMBER	2022	MONTERREY	MEXICO	FERNANDO BELASTEGUIN			ARTURO COELLO MANSO
MILANO P1	P1	DECEMBER	2022	MILANO	ITALY	ALEJANDRO GALAN ROMO			JUAN LEBRON CHINCOA
OOREDOO QATAR MAJOR	MAJOR	FEBRUARY	2023	DOHA	QATAR	FRANCO STUPACZUK			MARTIN DI NENNO
BNL ITALY MAJOR	MAJOR	JULY	2023	ROME	ITALY	ARTURO COELLO MANSO			AGUSTIN TAPIA
MADRID P1	P1	JULY	2023	MADRID	SPAIN	ARTURO COELLO MANSO			AGUSTIN TAPIA
MENDOZA P1	P1	JULY	2023	MENDOZA	ARGENTINA	ARTURO COELLO MANSO			AGUSTIN TAPIA
PARIS MAJOR	MAJOR	SEPTEMBER	2023	PARIS	FRANCE	ARTURO COELLO MANSO			AGUSTIN TAPIA
MILANO P1	P1	DECEMBER	2023	MILANO	ITALY	JUAN LEBRON CHINCOA			ALEJANDRO GALAN ROMO
RIYADH SEASON P1	P1	FEBRUARY	2024	RIYADH	SAUDI ARABIA	ALEJANDRO GALAN ROMO			JUAN LEBRON CHINCOA
QATAR MAJOR	MAJOR	MARCH	2024	DOHA	QATAR	ARTURO COELLO MANSO			AGUSTIN TAPIA
GNP MEXICO P1	P1	MARCH	2024	ACAPULCO	MEXICO	ARTURO COELLO MANSO			AGUSTIN TAPIA
PUERTO CABELLO P2	P2	MARCH	2024	PUERTO CABELLO	VENEZUELA	ARTURO COELLO MANSO			AGUSTIN TAPIA



FIP PROMISES

HISTORY AND STATISTICS

PROMISES
FIP TOUR | 2024

FIP in 2021 created a new youth circuit addressed to the Under 14, Under 16 and Under 18 categories for both boys and girls.

In 2021, it was called FIP Promises Europe because the tournaments were held in countries on the European continent; since 2022 it has become international.

To date, 39 tournaments have been held (85% held on the European continent), 38 of which are “combined” and one for men:

YEAR 2021	3 tournaments
YEAR 2022	12 tournaments
YEAR 2023	18 tournaments
YEAR 2024	6 already played by April 2024, with the expectation of more than 30 combined tournaments in the current year

From 2024, more than 30 percent of the tournaments will take place outside Europe.

Fig. 12 - Table by nations of FIP Promises tournaments held during 2021-2023

COUNTRIES	FEMALE	MALE	N° TOURNAMENTS
TOTAL	32	33	65
BELGIUM	1	1	2
BRASIL	1	1	2
ECUADOR	1	1	2
EGYPT	1	1	2
ITALY	5	6	11
MEXICO	2	2	4
NETHERLANDS	9	9	18
SPAIN	11	11	22
SWEDEN	1	1	2

ROLL OF HONOUR FOR FIP TEAM CHAMPIONSHIPS

The International Padel Federation organises three types of international team tournaments (Professional, Junior, Senior) for women’s and men’s categories, each one held biennially:

PROFESSIONAL
WORLD PADEL CHAMPIONSHIPS BY NATIONAL TEAMS FOR MEN
WORLD PADEL CHAMPIONSHIPS BY NATIONAL TEAMS FOR WOMEN
JUNIOR
JUNIORS WORLD PADEL CHAMPIONSHIPS BY NATIONAL TEAMS FOR BOYS
JUNIORS WORLD PADEL CHAMPIONSHIPS BY NATIONAL TEAMS FOR GIRLS
SENIOR
SENIORS WORLD PADEL CHAMPIONSHIPS BY NATIONAL TEAMS FOR MEN
SENIORS WORLD PADEL CHAMPIONSHIPS BY NATIONAL TEAMS FOR WOMEN

Since 1992, when the professional world championships were first held, 16 editions have been organised, including 6 in Europe, 8 in America and 2 in Asia.

In the men’s category, Argentina has won 11 times and Spain 4 times (in 2018 the title was not awarded for this category), while in the women’s category 8 wins for both Spain and Argentina.

The 17th edition is scheduled for the end of October 2024.



Fig. 13 - Men's professional World Championship table

WORLD PADEL CHAMPIONSHIPS BY NATIONAL TEAMS FOR MEN						
HOST COUNTRY	HOST COUNTRY	HOST CITY	GOLD		SILVER	BRONZE
1992	Spain	Madrid - Sevilla		ARGENTINA	SPAIN	URUGUAY
1994	Argentina	Mendoza		ARGENTINA	SPAIN	URUGUAY
1996	Spain	Madrid		ARGENTINA	SPAIN	BRAZIL
1998	Argentina	Mar de Plata		SPAIN	ARGENTINA	BRAZIL
2000	France	Toulouse		ARGENTINA	SPAIN	BRAZIL
2002	Mexico	Mexico City		ARGENTINA	SPAIN	BRAZIL
2004	Argentina	Buenos Aires		ARGENTINA	SPAIN	BRAZIL
2006	Spain	Murcia		ARGENTINA	BRAZIL	SPAIN
2008	Canada	Calgary		SPAIN	ARGENTINA	BRAZIL
2010	Mexico	Riviera Maya		SPAIN	ARGENTINA	BRAZIL
2012	Mexico	Riviera Maya		ARGENTINA	BRAZIL	PARAGUAY
2014	Spain	Palma de Majorca		ARGENTINA	SPAIN	PARAGUAY
2016	Portugal	Cascais		ARGENTINA	SPAIN	BRAZIL
2018	Paraguay	Asunción		FINAL NOT PLAYED	FINAL NOT PLAYED	BRAZIL
2021	Qatar	Doha		SPAIN	ARGENTINA	BRAZIL
2022	United Arab Emirates	Dubai		ARGENTINA	SPAIN	FRANCE

Fig. 14 - Women's professional World Championship table

WORLD PADEL CHAMPIONSHIPS BY NATIONAL TEAMS FOR WOMEN						
HOST COUNTRY	HOST COUNTRY	HOST CITY	GOLD		SILVER	BRONZE
1992	Spain	Madrid - Sevilla		ARGENTINA	SPAIN	URUGUAY
1994	Argentina	Mendoza		ARGENTINA	SPAIN	URUGUAY
1996	Spain	Madrid		ARGENTINA	SPAIN	URUGUAY
1998	Argentina	Mar de Plata		SPAIN	ARGENTINA	URUGUAY
2000	France	Toulouse		SPAIN	ARGENTINA	BRAZIL
2002	Mexico	Mexico City		ARGENTINA	SPAIN	MEXICO
2004	Argentina	Buenos Aires		ARGENTINA	SPAIN	BRAZIL
2006	Spain	Murcia		ARGENTINA	SPAIN	BRAZIL
2008	Canada	Calgary		ARGENTINA	SPAIN	BRAZIL
2010	Mexico	Riviera Maya		SPAIN	ARGENTINA	BRAZIL
2012	Mexico	Riviera Maya		ARGENTINA	BRAZIL	FRANCE
2014	Spain	Palma de Majorca		SPAIN	ARGENTINA	PORTUGAL
2016	Portugal	Cascais		SPAIN	ARGENTINA	BRAZIL
2018	Paraguay	Asunción		SPAIN	ARGENTINA	PORTUGAL
2021	Qatar	Doha		SPAIN	ARGENTINA	ITALY
2022	United Arab Emirates	Dubai		SPAIN	ARGENTINA	ITALY

In the first six editions of the **Juniors World Padel Championships by National Teams** held from 2000 to 2007, the national teams were not divided into the men's and women's categories but were together.

With the seventh edition held in Sevilla in 2009, the World Juniors Championships featured girls and categories.

Fig. 15 - World Junior Championship tables

JUNIORS WORLD PADEL CHAMPIONSHIPS BY NATIONAL TEAMS						
HOST COUNTRY	HOST COUNTRY	HOST CITY	GOLD		SILVER	BRONZE
2000	Argentina	La Plata		ARGENTINA	SPAIN	BRAZIL
2001	Mexico	Mexico City		SPAIN	ARGENTINA	BRAZIL
2002	Spain	San Sebastián de los Reye		SPAIN	ARGENTINA	BRAZIL
2003	Brazil	Curitiba		BRAZIL	ARGENTINA	SPAIN
2005	Spain	Toulouse		SPAIN	ARGENTINA	BRAZIL
2007	Argentina	Buenos Aires		SPAIN	BRAZIL	ARGENTINA

JUNIORS WORLD PADEL CHAMPIONSHIPS BY NATIONAL TEAMS FOR BOYS						
HOST COUNTRY	HOST COUNTRY	HOST CITY	GOLD		SILVER	BRONZE
2009	Spain	Sevilla		SPAIN	ARGENTINA	CANADA
2011	Spain	Melilla		SPAIN	ARGENTINA	BRAZIL
2013	Argentina	Buenos Aires		ARGENTINA	SPAIN	BRAZIL
2015	Mexico	Mexico City		SPAIN	ARGENTINA	UNITED KINGDOM
2017	Spain	Malaga		SPAIN	ARGENTINA	PARAGUAY
2019	Spain	Castellon		SPAIN	ARGENTINA	PARAGUAY
2021	Mexico	Torreon		PARAGUAY	ARGENTINA	MEXICO
2023	Paraguay	Asuncion		SPAIN	SWEDEN	ARGENTINA

JUNIORS WORLD PADEL CHAMPIONSHIPS BY NATIONAL TEAMS FOR GIRLS						
HOST COUNTRY	HOST COUNTRY	HOST CITY	GOLD		SILVER	BRONZE
2009	Spain	Sevilla		SPAIN	ARGENTINA	MEXICO
2011	Spain	Melilla		SPAIN	ARGENTINA	MEXICO
2013	Argentina	Buenos Aires		SPAIN	ARGENTINA	BRAZIL
2015	Mexico	Mexico City		SPAIN	ARGENTINA	BRAZIL
2017	Spain	Malaga		SPAIN	ARGENTINA	BRAZIL
2019	Spain	Castellon		SPAIN	ARGENTINA	MEXICO
2021	Mexico	Torreon		ARGENTINA	BRAZIL	MEXICO
2023	Paraguay	Asuncion		SPAIN	ARGENTINA	ITALY

The **World Senior Team Championships** were established in 2018, the first edition was held in the province of Malaga (Spain), the second in 2022 in Las Vegas (United States), and most recently, in April 2024, the third edition was held in La Nucia, Spain.

Fig. 16 - Men's Senior World Championships table

SENIORS WORLD PADEL CHAMPIONSHIPS BY NATIONAL TEAMS FOR MEN						
HOST COUNTRY	HOST COUNTRY	HOST CITY	GOLD		SILVER	BRONZE
2018	Spain	Estepona - Benahavás		SPAIN	ARGENTINA	ITALY
2022	United States	Las Vegas		SPAIN	ARGENTINA	SWEDEN
2024	Spain	La Nucia		ARGENTINA	SPAIN	FRANCE

Fig. 17 - Women's senior world championships table

SENIORS WORLD PADEL CHAMPIONSHIPS BY NATIONAL TEAMS FOR WOMEN						
HOST COUNTRY	HOST COUNTRY	HOST CITY	GOLD		SILVER	BRONZE
2018	Spain	Estepona - Benahavás		SPAIN	ITALY	PORTUGAL
2022	United States	Las Vegas		SPAIN	ITALY	FRANCE
2024	Spain	La Nucia		SPAIN	FRANCE	ITALY



PADEL PERFORMANCE

FIP RANKING

Starting from 2024, a single official international ranking for professional male and female players was established, managed and governed by the International Padel Federation, in conjunction with PREMIER PADEL and CUPRA FIP TOUR, and in agreement with Professional Padel Association (PPA) and the International Padel Players Association (IPPA).

The procedure regarding the 2024 ranking in the men's and women's categories is as follows:

2024 FIP Ranking

The 22 best results achieved by players in the Premier Padel and Cupra Fip Tour tournaments.

2023 Ranking points retention

The total points of the 2023 ranking for each player will be divided over 50 weeks, subtracting the same amount of points from each player weekly from January 15, 2024, until the end of the season on December 22, 2024.

Player scores for each tournament played will be calculated according to the following table:

Point Table breakdown

		WINNER	FINALIST	SEMIFINAL	1/4FINAL	R16	R32	R64	BONUS QUALY	LAST QUALY	Q2	Q1
WORLD CHAMPIONSHIPS (BY PAIRS)	M	2000	1200	720	360	180	90	40	30	40		25
	F	2000	1200	720	360	180	90	40	30	40		25
PREMIER PADEL	MAJOR	WINNER	FINALIST	SEMIFINAL	1/4FINAL	R16	R32	R64	BONUS QUALY	LAST QUALY	Q2	Q1
	M	2000	1200	720	360	180	90	40	30	40		25
	F	2000	1200	720	360	180	90	40	30	40		25
	PREMIER FINALS	*										
	M	1500*										
	F	1500*										
	P1	M	1000	600	360	180	90	45	20	15	20	12
		F	1000	600	360	180	90	20	15	20		12
	P2	M	500	300	180	90	45	15	7	15	7	
		F	500	300	180	90	45	15	7	15	7	
CUPRA FIP TOUR / 2024	FIP PLATINUM	WINNER	FINALIST	SEMIFINAL	1/4FINAL	R16	R32		BONUS QUALY	LAST QUALY	Q2	Q1
	M	250	150	90	45	22	7		3	7	3	
	F	250	150	90	45	22	7		3	7	3	
	FIP FINALS	M	185 *									
	F	185 *										
	FIP GOLD	M	125	75	45	22	11	3	2	3	2	
	F	125	75	45	22	11	3		2	3	2	
	FIP STAR	M	62	37	22	11	5	2	1	2	1	
	F	62	37	22	11	5	2		1	2	1	
	FIP RISE	M	31	18	11	5	2	1		1		
	F	31	18	11	5	2	1			1		
	FIP PROMOTION	M	15	9	5	2	1					
	F	15	9	5	2	1						
BONUS - Win over seeds		MAJOR (Only over Top 8 MD seeds) 30										
		P1 (Only over Top 8 MD seeds) 20										
		P2 (Only over Top 4 MD seeds) 15										



RANKED PLAYERS

TOTAL NUMBER OF RANKED PLAYERS

The number of players with a junior or professional ranking in 2023, having competed in at least one match during the period 1 January to 31 December.

JUNIOR PLAYERS

- ▶ A total of **1,209** players held a FIP Junior's Ranking in 2023 (847 male and 362 female) from 15 nations.
- ▶ Europe had more players with a FIP Junior ranking than any other region – 96.0%.

Fig. 18 - Table Junior Ranking players by age group

AGE CLASSES	TOT	%		WOMEN	%		MEN	%	
UNDER 14	492	41%		141	39%		351	41%	
UNDER 16	472	39%		154	43%		318	38%	
UNDER 18	245	20%		67	19%		178	21%	
TOP PLAYERS	1,209	100%		362	100%		847	100%	

PROFESSIONAL PLAYERS

- ▶ A total of **4,874** players featured the FIP ranking in 2023 (3,512 males and 1,362 females) from 72 countries.
- ▶ In 2023, 80 percent of the professional players ranked were from 14 nations.
- ▶ 61% of the professionally ranked players came from Europe (72% female, 57% male).

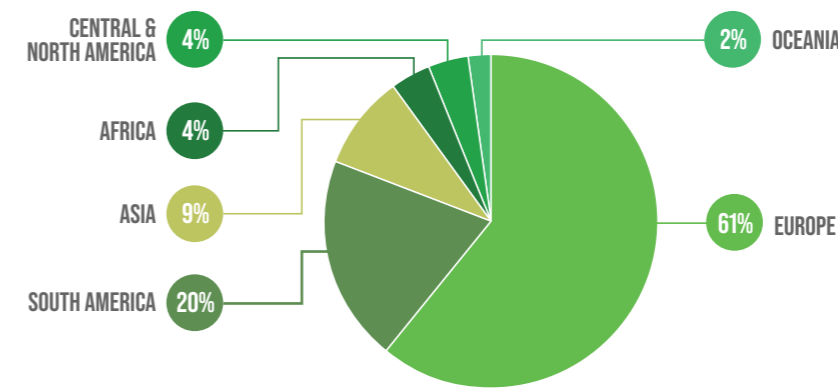


Fig. 19 - Professional ranked players globally by region (%)

Fig. 20 - Junior ranked players globally by nation - Top 5 (%)


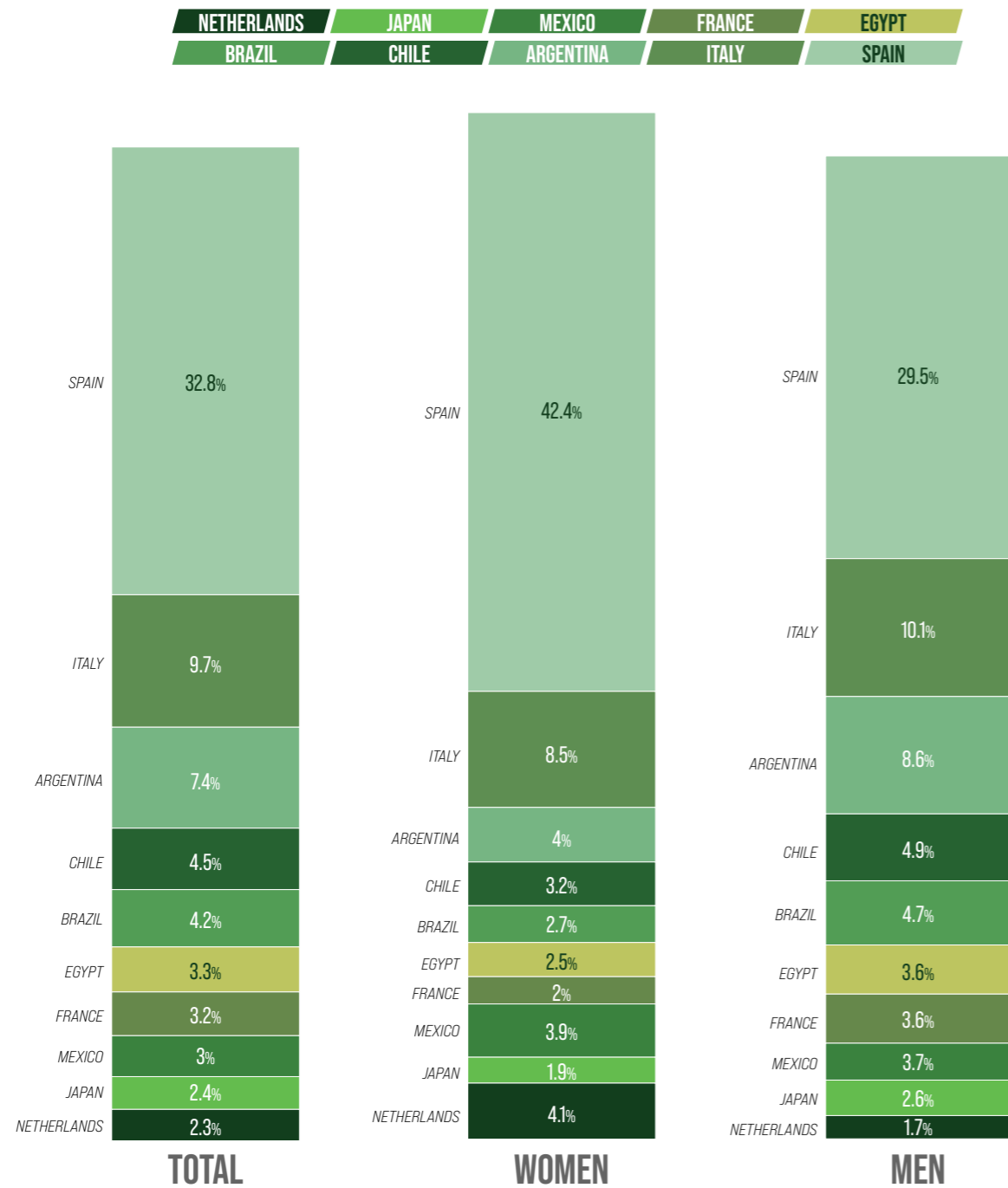


Fig. 21 - Professional ranked players globally by nation - Top 10 (%)



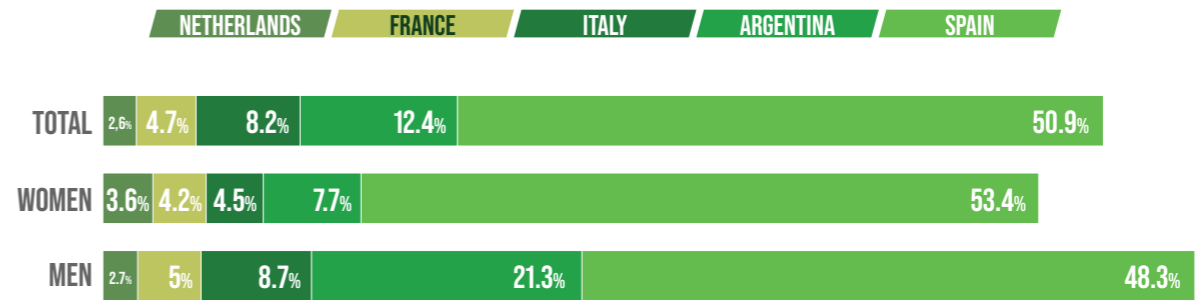
PLAYERS RANKED IN THE TOP 300

The following is an overview of the number of players (who have played at least one game in the period from January 1 to December 31) ranked in the **Top 300 professional FIP Rankings** in 2023.

By the end of 2023, there were 611 female and male professional players from 22 nations who reached the Top 300 ranking.

- ▶ Six nations accounted for 81% of the players ranked in the Top 300.
- ▶ Within the Top 300, there are 300 players from 18 nations and 311 players from 29 nations.
- ▶ Players from 5 nations account for 86% of the men's Top 300.
- ▶ Players from 7 nations account for nearly 80% of the women's Top 300.
- ▶ More than 75% of the professional players ranked (males and females combined) with a Top 300 ranking were from Europe.

Fig. 22 - Professional ranked players in the Top 300 globally by nation - Top 5 (%)



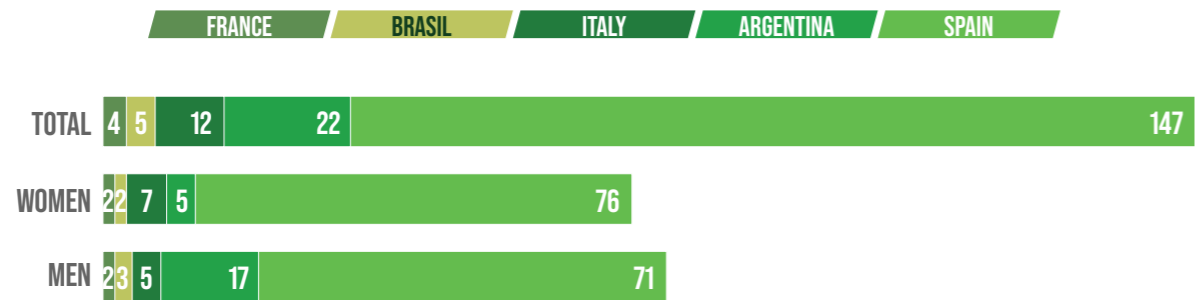
PLAYERS RANKED IN THE TOP 100

The following is an overview of the number of players (who have played at least one game in the period from January 1 to December 31) ranked in the **Top 100 professional FIP Rankings** in 2023.

By the end of 2023, there were 200 female and male professional players from 11 nations who reached the Top 100 ranking.

- ▶ Over 90% of players in the men's Top 100 were from 3 nations.
- ▶ Over 90% of players in the women's Top 100 were from 4 nations
- ▶ Irrespective of gender, over 85% of players with a Top 100 ranking were from Europe.

Fig. 23 - Professional ranked players in the Top 100 globally by nation - Top 5

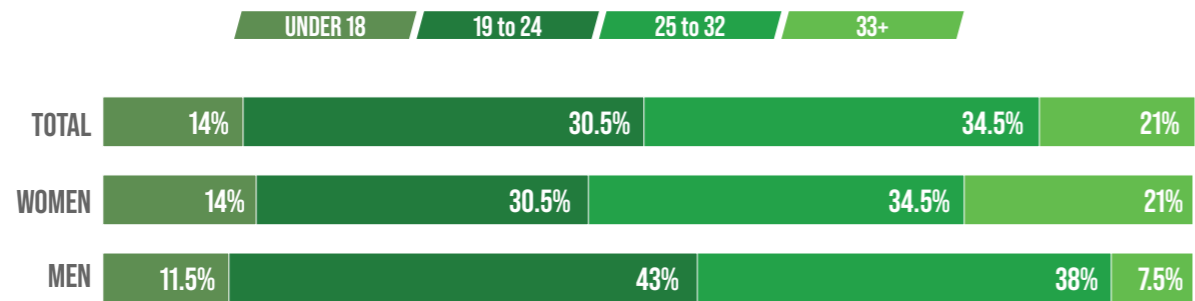


PROFESSIONAL PLAYERS RANKED BY AGE

The following is an overview of the number of professional players ranked in the Top 200 (male and female) during the period from January 1 to December 31, 2023, broken down by age.

- ▶ Almost 50% of the players in the FIP Top 200 Ranking are under 25 years old, in men the percentage is higher and is 54.5% while in women it is 44.5%.
- ▶ Women, in the age group above 33 years old are in a much higher percentage than men (21% vs. 7.5%).
- ▶ The middle range 25 to 32 is fairly homogeneous between the two genders

Fig 24. - Professional ranked players in the Top 200 by age (%)





NATIONAL FEDERATIONS REPORT



In 1991, after some meetings between Argentinians and Spaniards and from other international events in those years, the idea of creating an international federation was born.

On **July 12, 1991**, representatives of Spanish, Argentine and Uruguayan padel associations met in La Moraleja, Madrid. The **federation was created** and Julio Alegría Artiach became the first president of the International Padel Federation.

As of today there are 71 member federations, of which as many as 30 have federated in the past 3 years. There are 39 federations from European countries, 15 from Asia, 12 from America, 3 from Africa and 2 from Oceania.

For each federation associated with FIP, we have prepared a form with the following information:

- ▶ **Date of the federation's act of incorporation**, year in which it became a member of FIP and type of current affiliation.
- ▶ **Participation**: data on clubs, courts and players at the national level and federation affiliation.
- ▶ **Performance Players Ranking FIP 2023**: Number of players in the FIP rankings.
- ▶ **FIP Organization Tours**: Number of all tournaments of FIP circuits organized by Federations (from 2019 year of birth of Cupra FIP Tour to April 2024).
- ▶ **Number of winning players** by category of Premier Padel and Cupra FIP Tour tournaments.
- ▶ **Podium** finishes (gold, silver or bronze) at World Professional, Junior and Senior Championships by nation.

The data on participation were provided to us directly by the federations through the survey conducted at the beginning of the year or through the analysis of the FIP Research and Data Analysis Department, and the rest of the information through the databases of the FIP Research and Data Analysis Department.

Country sheets are in chronological order of year of membership in the International Padel Federation.



ARGENTINA

Asociación Padel Argentino

Establishment Act Date 26/10/1988
Associated Member since 07/12/1991
Fip Membership 2024 Class B

PARTICIPATION

ESTIMATES (APRIL 2024)	N° CLUBS +3,100	N° COURTS +7,000	N° AMATEURS PLAYERS +1,400,000
	COURTS RATIO PER CLUB 2.3	POPULATION / COURTS RATIO 6,539	AMATEURS / COURTS RATIO 200
AFFILIATED FEDERATION (2023)	CLUBS	COURTS	LICENSED PLAYERS
	526	2	8,697 (T) 2,957 (W) 5,740 (M)

PERFORMANCE PLAYERS RANKING FIP 2023	TOTAL PLAYERS RANKED			PLAYERS RANKED IN TOP 300		PLAYERS RANKED IN TOP 100	
	WOMEN			12		5	
	MEN			64		17	

FIP ORGANIZATION TOURS	CUPRA FIP TOUR			PREMIER PADEL		FIP PROMISES	
	WOMEN			1			
	MEN			5		2	

WINNERS PLAYERS PREMIER PADEL (UPDATE MARCH 2024)	MAJOR			P1		P2	
	WOMEN			3		1	
	MEN			7		5	

WINNERS PLAYERS CUPRA FIP TOUR (UPDATE MARCH 2024)	PROMOTION	RISE	STAR	GOLD	PLATINUM	CUPRA FIP FINALS	
	WOMEN		2	6	4	1	1
	MEN		4	50	4	3	

FIP CHAMPIONSHIPS BY NATIONS	WORLD CHAMPIONSHIP			WORLD CHAMPIONSHIP JUNIOR		WORLD CHAMPIONSHIP SENIOR	
	N° PARTICIPATIONS			16			
	WOMEN			8 GOLD 8 SILVER		1 GOLD 7 SILVER	
	MEN			11 GOLD 9 SILVER		1 GOLD 6 SILVER 1 BRONZE	
	WOMEN+MEN (ONLY JUNIOR)					4 GOLD 4 SILVER 1 BRONZE	

Data source: National Federation; Fip Research & Data Analysis Department



SPAIN

Federación Española de Pádel

Establishment Act Date 28/09/1996
Associated Member since 07/12/1991
Fip Membership 2024 Class B

Former FIP Member Federations:
Asociación Española de Padel (1991)
Agrupación Española de Clubes de Padel (1993)

PARTICIPATION

ESTIMATES (APRIL 2024)	N° CLUBS +4,220	N° COURTS +16,000	N° AMATEURS PLAYERS +5,500,000
	COURTS RATIO PER CLUB 3.8	POPULATION / COURTS RATIO 2,970	AMATEURS / COURTS RATIO 340
AFFILIATED FEDERATION (2023)	CLUBS	COURTS	LICENSED PLAYERS
	1,254		101,326(T) 35,971 (W) 65,355 (M)

PERFORMANCE PLAYERS RANKING FIP 2023	TOTAL PLAYERS RANKED			PLAYERS RANKED IN TOP 300		PLAYERS RANKED IN TOP 100	
	WOMEN			166		76	
	MEN			145		71	

FIP ORGANIZATION TOURS	CUPRA FIP TOUR			PREMIER PADEL		FIP PROMISES	
	WOMEN			36		2	
	MEN			41		3	

WINNERS PLAYERS PREMIER PADEL (UPDATE MARCH 2024)	MAJOR			P1		P2	
	WOMEN			6		5	
	MEN			9		11	

WINNERS PLAYERS CUPRA FIP TOUR (UPDATE MARCH 2024)		PROMOTION	RISE	STAR	GOLD	PLATINUM	CUPRA FIP FINALS
	WOMEN	26	63	20	5	4	4
	MEN	30	93	52	15	5	6

FIP CHAMPIONSHIPS BY NATIONS	WORLD CHAMPIONSHIP			WORLD CHAMPIONSHIP JUNIOR		WORLD CHAMPIONSHIP SENIOR	
	N° PARTICIPATIONS			15			
	WOMEN			8 GOLD 7 SILVER		7 GOLD	
	MEN			4 GOLD 9 SILVER 1 BRONZE		1 GOLD 6 SILVER 1 BRONZE	
	WOMEN+MEN (ONLY JUNIOR)					4 GOLD 1 SILVER 1 BRONZE	

Data source: <https://www.padelfederacion.es> (for info on membership and licensing)
Fip Research & Data Analysis Department



URUGUAY
Asociación de Amigos del Pádel

Establishment Act Date 04/04/2000
Associated Member since 07/12/1991
Fip Membership 2024 Class B

Former FIP Member Federations:
Federación Uruguaya de Pádel (01/12/1991)

PARTICIPATION

ESTIMATES (APRIL 2024)	N° CLUBS 57		N° COURTS 117		N° AMATEURS PLAYERS 100,000	
	COURTS RATIO PER CLUB 2.1		POPULATION / COURTS RATIO 29,256		AMATEURS / COURTS RATIO 855	
AFFILIATED FEDERATION (2023)	CLUBS		COURTS		LICENSED PLAYERS	
	NA		NA		NA	
PERFORMANCE PLAYERS RANKING 2023	TOTAL PLAYERS RANKED		PLAYERS RANKED IN TOP 300		PLAYERS RANKED IN TOP 100	
	WOMEN	4	0		0	
	MEN	38	3		0	
FIP ORGANIZATION TOURS	CUPRA FIP TOUR		PREMIER PADEL		FIP PROMISES	
	WOMEN	0				
	MEN	5				
WINNERS PLAYERS PREMIER PADEL (UPDATE MARCH 2024)	MAJOR		P1		P2	
	WOMEN					
	MEN					
WINNERS PLAYERS CUPRA FIP TOUR (UPDATE MARCH 2024)	PROMOTION	RISE	STAR	GOLD	PLATINUM	CUPRA FIP FINALS
	WOMEN					
	MEN	4				
FIP CHAMPIONSHIPS BY NATIONS	WORLD CHAMPIONSHIP		WORLD CHAMPIONSHIP JUNIOR		WORLD CHAMPIONSHIP SENIOR	
	N° PARTICIPATIONS	16				
	WOMEN	4 BRONZE				
	MEN	2 BRONZE				
	WOMEN+MEN (ONLY JUNIOR)					

Data source: Fip Research & Data Analysis Department



ITALY
Federazione Italiana Tennis e Padel


Establishment Act Date 01/01/2011
Associated Member since 1992
Fip Membership 2024 Class B

Former FIP Member Federation:
Federazione Italiana Gioco Paddle
(19/02/1991)

PARTICIPATION

ESTIMATES (APRIL 2024)	N° CLUBS 3,408		N° COURTS 9,053		N° AMATEURS PLAYERS 1,500,000		
	COURTS RATIO PER CLUB 2.7		POPULATION / COURTS RATIO 6,503		AMATEURS / COURTS RATIO 166		
AFFILIATED FEDERATION (2023)	CLUBS 1,682		COURTS 4,280		LICENSED PLAYERS 73,741 18,881 (W) 54,860 (M)		
	TOTAL PLAYERS RANKED		PLAYERS RANKED IN TOP 300		PLAYERS RANKED IN TOP 100		
PERFORMANCE RANKING 2023	WOMEN	97	24		7		
	MEN	336	26		5		
FIP ORGANIZATION TOURS	CUPRA FIP TOUR		PREMIER PADEL		FIP PROMISES		
	WOMEN	24	2		5		
WINNERS PLAYERS PREMIER PADEL (UPDATE MARCH 2024)	MEN	38	4		6		
	MAJOR		P1		P2		
WINNERS PLAYERS CUPRA FIP TOUR (UPDATE MARCH 2024)	WOMEN						
	MEN						
WINNERS PLAYERS FIP CHAMPIONSHIPS BY NATIONS	PROMOTION	RISE	STAR	GOLD	PLATINUM	CUPRA FIP FINALS	
	WOMEN	3	9	7			
WINNERS PLAYERS FIP CHAMPIONSHIPS BY NATIONS	MEN	13	28	5	1		
	WORLD CHAMPIONSHIP		WORLD CHAMPIONSHIP JUNIOR		WORLD CHAMPIONSHIP SENIOR		
WINNERS PLAYERS FIP CHAMPIONSHIPS BY NATIONS	N° PARTICIPATIONS	13					
	WOMEN	2 BRONZE		1 BRONZE		2 SILVER 1 BRONZE	
WINNERS PLAYERS FIP CHAMPIONSHIPS BY NATIONS	MEN	1 BRONZE					
	WOMEN+MEN (ONLY JUNIOR)						

Data source: National Federation; Fip Research & Data Analysis Department



FRANCE

Fédération Française de Tennis

Establishment Act Date 05/08/2015
Associated Member since 1992
Fip Membership 2024 Class B

Former FIP Member Federations:
Fédération Française de Padel (1992)
Ligue National de Padel (10/12/2012)

PARTICIPATION

ESTIMATES (APRIL 2024)	N° CLUBS	N° COURTS	N° AMATEURS PLAYERS
	830	2,160	550,000
AFFILIATED FEDERATION (2023)	COURTS RATIO PER CLUB	POPULATION / COURTS RATIO	AMATEURS / COURTS RATIO
	2.6	29,985	255
AFFILIATED FEDERATION (2023)	CLUBS	COURTS	LICENSED PLAYERS
	NA	NA	113,006

PERFORMANCE PLAYERS RANKING FIP 2023	TOTAL PLAYERS RANKED			PLAYERS RANKED IN TOP 300			PLAYERS RANKED IN TOP 100		
	WOMEN			14			2		
	MEN			15			2		

FIP ORGANIZATION TOURS	CUPRA FIP TOUR			PREMIER PADEL			FIP PROMISES		
	WOMEN			1					
	MEN			2					

WINNERS PLAYERS PREMIER PADEL (UPDATE MARCH 2024)	MAJOR			P1			P2		
	WOMEN								
	MEN								

WINNERS PLAYERS CUPRA FIP TOUR (UPDATE MARCH 2024)	PROMOTION	RISE	STAR	GOLD	PLATINUM	CUPRA FIP FINALS
	WOMEN	5	2			
	MEN	6	15	2	1	

FIP CHAMPIONSHIPS BY NATIONS	WORLD CHAMPIONSHIP			WORLD CHAMPIONSHIP JUNIOR			WORLD CHAMPIONSHIP SENIOR		
	N° PARTICIPATIONS			15					
	WOMEN			1 BRONZE			1 SILVER 1 BRONZE		
	MEN			1 BRONZE			1 BRONZE		
	WOMEN+MEN (ONLY JUNIOR)								

Data source: Fip Research & Data Analysis Department
Padelonomics
site www.fft.fr



MEXICO

Federación Mexicana de Pádel

Establishment Act Date 27/04/1992
Associated Member since 1992
Fip Membership 2024 Class B

PARTICIPATION

ESTIMATES (APRIL 2024)	N° CLUBS	N° COURTS	N° AMATEURS PLAYERS
	320	1,500	1,000,000
AFFILIATED FEDERATION (2023)	COURTS RATIO PER CLUB	POPULATION / COURTS RATIO	AMATEURS / COURTS RATIO
	4.7	85,333	667
AFFILIATED FEDERATION (2023)	CLUBS	COURTS	LICENSED PLAYERS
	130	546	7,329 2,565 (W) 4,764 (M)

PERFORMANCE PLAYERS RANKING FIP 2023	TOTAL PLAYERS RANKED			PLAYERS RANKED IN TOP 300			PLAYERS RANKED IN TOP 100		
	WOMEN			8					
	MEN			6					

FIP ORGANIZATION TOURS	CUPRA FIP TOUR			PREMIER PADEL			FIP PROMISES		
	WOMEN			1			2		
	MEN			2			2		

WINNERS PLAYERS PREMIER PADEL (UPDATE MARCH 2024)	MAJOR			P1			P2		
	WOMEN								
	MEN								

WINNERS PLAYERS CUPRA FIP TOUR (UPDATE MARCH 2024)	PROMOTION	RISE	STAR	GOLD	PLATINUM	CUPRA FIP FINALS
	WOMEN	4	8		1	
	MEN	3				

FIP CHAMPIONSHIPS BY NATIONS	WORLD CHAMPIONSHIP			WORLD CHAMPIONSHIP JUNIOR			WORLD CHAMPIONSHIP SENIOR		
	N° PARTICIPATIONS			16					
	WOMEN			1 BRONZE			4 BRONZE		
	MEN						1 BRONZE		
	WOMEN+MEN (ONLY JUNIOR)								

Data source: National Federation; Fip Research & Data Analysis Department



PARAGUAY

Federación Paraguaya de Padel

Establishment Act Date 29/06/1992
Associated Member since 1992
Fip Membership 2024 Class B

PARTICIPATION

ESTIMATES (APRIL 2024)	N° CLUBS	N° COURTS	N° AMATEURS PLAYERS
	500	2,000	500,000
AFFILIATED FEDERATION (2023)	COURTS RATIO PER CLUB	POPULATION / COURTS RATIO	AMATEURS / COURTS RATIO
	4.0	3,431	250
CLUBS	COURTS		LICENSED PLAYERS
	20	120	2,800 1,200 (W) 1,600 (M)

PERFORMANCE PLAYERS RANKING FIP 2023	TOTAL PLAYERS RANKED		PLAYERS RANKED IN TOP 300	PLAYERS RANKED IN TOP 100
	WOMEN	3	1	
	MEN	30	1	

FIP ORGANIZATION TOURS	CUPRA FIP TOUR		PREMIER PADEL	FIP PROMISES
	WOMEN	0		
	MEN	3		

WINNERS PLAYERS PREMIER PADEL (UPDATE MARCH 2024)	MAJOR		P1	P2
	WOMEN			
	MEN			

WINNERS PLAYERS CUPRA FIP TOUR (UPDATE MARCH 2024)	PROMOTION	RISE	STAR	GOLD	PLATINUM	CUPRA FIP FINALS
	WOMEN					
	MEN	1	5			

FIP CHAMPIONSHIPS BY NATIONS	WORLD CHAMPIONSHIP		WORLD CHAMPIONSHIP JUNIOR	WORLD CHAMPIONSHIP SENIOR
	N° PARTICIPATIONS	13		
	WOMEN			
	MEN	2 BRONZE	1 GOLD 2 BRONZE	
	WOMEN+MEN (ONLY JUNIOR)			

Data source: National Federation; Fip Research & Data Analysis Department



UNITED KINGDOM

The Lawn Tennis Association

Establishment Act Date 2019
Associated Member since 1992
Fip Membership 2024 Class B

Former FIP Member Federations:
The Padel Federation (01/03/2006)
British Padel Association (02/04/2014)

PARTICIPATION

ESTIMATES (APRIL 2024)	N° CLUBS	N° COURTS	N° AMATEURS PLAYERS
	173	470	200,000
AFFILIATED FEDERATION (2023)	COURTS RATIO PER CLUB	POPULATION / COURTS RATIO	AMATEURS / COURTS RATIO
	2.7	144,119	426
CLUBS	COURTS		LICENSED PLAYERS
	147	350	15,000 6,000 (W) 9,000 (M)

PERFORMANCE PLAYERS RANKING FIP 2023	TOTAL PLAYERS RANKED		PLAYERS RANKED IN TOP 300	PLAYERS RANKED IN TOP 100
	WOMEN	34	8	
	MEN	54	2	

FIP ORGANIZATION TOURS	CUPRA FIP TOUR		PREMIER PADEL	FIP PROMISES
	WOMEN	5		
	MEN	5		

WINNERS PLAYERS CUPRA FIP TOUR (UPDATE MARCH 2024)	PROMOTION	RISE	STAR	GOLD	PLATINUM	CUPRA FIP FINALS
	WOMEN	1	2			
	MEN	1				

FIP CHAMPIONSHIPS BY NATIONS	WORLD CHAMPIONSHIP		WORLD CHAMPIONSHIP JUNIOR	WORLD CHAMPIONSHIP SENIOR
	N° PARTICIPATIONS	7		
	WOMEN			
	MEN		2 BRONZE	
	WOMEN+MEN (ONLY JUNIOR)			

Data source: National Federation; Fip Research & Data Analysis Department



UNITED STATES

United States Padel Association

Establishment Act Date

Associated Member since

Fip Membership 2024

01/01/1993

1994

Class B

PARTICIPATION

ESTIMATES (APRIL 2024)	N° CLUBS	N° COURTS	N° AMATEURS PLAYERS
	71	227	90,000
AFFILIATED FEDERATION (2023)	COURTS RATIO PER CLUB	POPULATION / COURTS RATIO	AMATEURS / COURTS RATIO
	3.2	1,497,780	396
PERFORMANCE PLAYERS RANKING FIP 2023	CLUBS	COURTS	LICENSED PLAYERS
	35	72	1,730 (W) 1,400 (M)
	TOTAL PLAYERS RANKED	PLAYERS RANKED IN TOP 300	PLAYERS RANKED IN TOP 100
FIP ORGANIZATION TOURS	WOMEN	4	1
	MEN	17	
	CUPRA FIP TOUR	PREMIER PADEL	FIP PROMISES
FIP CHAMPIONSHIPS BY NATIONS	WOMEN	1	
	MEN	2	
	WORLD CHAMPIONSHIP	WORLD CHAMPIONSHIP JUNIOR	WORLD CHAMPIONSHIP SENIOR
	N° PARTICIPATIONS	15	
	WOMEN		
	MEN		
	WOMEN+MEN (ONLY JUNIOR)		

Data source: National Federation; Fip Research & Data Analysis Department



CANADA

Paddle Association of Canada

Establishment Act Date

Associated Member since

Fip Membership 2024

03/07/1993

1994

Class B

PARTICIPATION

ESTIMATES (APRIL 2024)	N° CLUBS	N° COURTS	N° AMATEURS PLAYERS
	11	29	50,000
PERFORMANCE PLAYERS RANKING FIP 2023	COURTS RATIO PER CLUB	POPULATION / COURTS RATIO	AMATEURS / COURTS RATIO
	2.6	1,337,276	1,724
FIP CHAMPIONSHIPS BY NATIONS	TOTAL PLAYERS RANKED	PLAYERS RANKED IN TOP 300	PLAYERS RANKED IN TOP 100
	WOMEN	3	1
	MEN	3	
FIP CHAMPIONSHIPS BY NATIONS	WORLD CHAMPIONSHIP	WORLD CHAMPIONSHIP JUNIOR	WORLD CHAMPIONSHIP SENIOR
	N° PARTICIPATIONS	10	
	WOMEN		
	MEN	1 BRONZE	
	WOMEN+MEN (ONLY JUNIOR)		

Data source: Fip Research & Data Analysis Department



CHILE

Federación de Pádel de Chile

Establishment Act Date13/09/2011

Associated Member since1994

Fip Membership 2024Class B

Former FIP Member Federation:
Federación Deportiva de Pádel Tenis

PARTICIPATION

ESTIMATES (APRIL 2024)	N° CLUBS	N° COURTS	N° AMATEURS PLAYERS
	540	2,000	1,000,000
AFFILIATED FEDERATION (2023)	COURTS RATIO PER CLUB	POPULATION / COURTS RATIO	AMATEURS / COURTS RATIO
	4.3	8,534	435
PERFORMANCE PLAYERS RANKING FIP 2023	TOTAL PLAYERS RANKED		PLAYERS RANKED IN TOP 300
	36		2
FIP ORGANIZATION TOURS	CUPRA FIP TOUR		FIP PROMISES
	8		1
WINNERS PLAYERS CUPRA FIP TOUR (UPDATE MARCH 2024)	PROMOTION	RISE	STAR
	15	6	3
FIP CHAMPIONSHIPS BY NATIONS	WORLD CHAMPIONSHIP		WORLD CHAMPIONSHIP JUNIOR
	14		WORLD CHAMPIONSHIP SENIOR

Data source: National Federation; Fip Research & Data Analysis Department



BRAZIL

Confederação Brasileira de Pádel

Establishment Act Date30/07/1994

Associated Member since1994

Fip Membership 2024Class B

PARTICIPATION

ESTIMATES (APRIL 2024)	N° CLUBS	N° COURTS	N° AMATEURS PLAYERS
	350	900	700,000
AFFILIATED FEDERATION (2023)	COURTS RATIO PER CLUB	POPULATION / COURTS RATIO	AMATEURS / COURTS RATIO
	2.4	254,118	824
PERFORMANCE PLAYERS RANKING FIP 2023	TOTAL PLAYERS RANKED		PLAYERS RANKED IN TOP 300
	31		2
FIP ORGANIZATION TOURS	CUPRA FIP TOUR		FIP PROMISES
	5		2
WINNERS PLAYERS PREMIER PADEL (UPDATE MARCH 2024)	MAJOR		P1
	2		P2
WINNERS PLAYERS CUPRA FIP TOUR (UPDATE MARCH 2024)	PROMOTION	RISE	STAR
	10	1	2
FIP CHAMPIONSHIPS BY NATIONS	WORLD CHAMPIONSHIP		WORLD CHAMPIONSHIP JUNIOR
	16		WORLD CHAMPIONSHIP SENIOR
WOMEN	1 SILVER 6 BRONZE		1 SILVER 2 BRONZE
	2 SILVER 10 BRONZE		2 BRONZE
MEN	1 GOLD 1 SILVER 4 BRONZE		

Data source: Fip Research & Data Analysis Department



AUSTRIA

Österreichischer Padel Verband

Establishment Act Date 27/10/1994
Associated Member since 1996
Fip Membership 2024 Class B

Former FIP Member Federation:
Federación Deportiva de Padel Tenis

PARTICIPATION

ESTIMATES (APRIL 2024)	N° CLUBS	N° COURTS	N° AMATEURS PLAYERS
	99	266	90,000
AFFILIATED FEDERATION (2023)	COURTS RATIO PER CLUB	POPULATION / COURTS RATIO	AMATEURS / COURTS RATIO
	2.7	33,677	338
PERFORMANCE PLAYERS RANKING FIP 2023	TOTAL PLAYERS RANKED		PLAYERS RANKED IN TOP 300
	WOMEN		3
FIP ORGANIZATION TOURS	CUPRA FIP TOUR		PLAYERS RANKED IN TOP 100
	WOMEN		2
WINNERS PLAYERS PREMIER PADEL (UPDATE MARCH 2024)	MEN		0
	MEN		42
WINNERS PLAYERS CUPRA FIP TOUR (UPDATE MARCH 2024)	MAJOR		FIP PROMISES
	WOMEN		0
FIP CHAMPIONSHIPS BY NATIONS	MEN		3
	MAJOR		3
WINNERS PLAYERS CUPRA FIP TOUR (UPDATE MARCH 2024)	P1		FIP PROMISES
	WOMEN		0
FIP CHAMPIONSHIPS BY NATIONS	MEN		3
	MEN		42
WINNERS PLAYERS CUPRA FIP TOUR (UPDATE MARCH 2024)	P2		FIP PROMISES
	WOMEN		0
FIP CHAMPIONSHIPS BY NATIONS	MEN		3
	MEN		42
WINNERS PLAYERS CUPRA FIP TOUR (UPDATE MARCH 2024)	PROMOTION		FIP PROMISES
	WOMEN		0
FIP CHAMPIONSHIPS BY NATIONS	MEN		3
	MEN		42
WINNERS PLAYERS CUPRA FIP TOUR (UPDATE MARCH 2024)	RISE		FIP PROMISES
	WOMEN		0
FIP CHAMPIONSHIPS BY NATIONS	MEN		3
	MEN		42
WINNERS PLAYERS CUPRA FIP TOUR (UPDATE MARCH 2024)	STAR		FIP PROMISES
	WOMEN		0
FIP CHAMPIONSHIPS BY NATIONS	MEN		3
	MEN		42
WINNERS PLAYERS CUPRA FIP TOUR (UPDATE MARCH 2024)	GOLD		FIP PROMISES
	WOMEN		0
FIP CHAMPIONSHIPS BY NATIONS	MEN		3
	MEN		42
WINNERS PLAYERS CUPRA FIP TOUR (UPDATE MARCH 2024)	PLATINUM		FIP PROMISES
	WOMEN		0
FIP CHAMPIONSHIPS BY NATIONS	MEN		3
	MEN		42
WINNERS PLAYERS CUPRA FIP TOUR (UPDATE MARCH 2024)	CUPRA FIP FINALS		FIP PROMISES
	WOMEN		0
FIP CHAMPIONSHIPS BY NATIONS	MEN		3
	MEN		42

Data source: Fip Research & Data Analysis Department



BELGIUM

Padel Belgium

Establishment Act Date 01/01/2008
Associated Member since 1996
Fip Membership 2024 Class B

Former FIP Member Federation:
Fédération Belge de Padel (29/10/1992)

PARTICIPATION

ESTIMATES (APRIL 2024)	N° CLUBS	N° COURTS	N° AMATEURS PLAYERS
	486	1,970	450,000
AFFILIATED FEDERATION (2023)	COURTS RATIO PER CLUB	POPULATION / COURTS RATIO	AMATEURS / COURTS RATIO
	4.1	5,932	228
PERFORMANCE PLAYERS RANKING FIP 2023	TOTAL PLAYERS RANKED		PLAYERS RANKED IN TOP 300
	WOMEN		28
FIP ORGANIZATION TOURS	MEN		PLAYERS RANKED IN TOP 100
	WOMEN		5
WINNERS PLAYERS CUPRA FIP TOUR (UPDATE MARCH 2024)	MEN		1
	MEN		73
FIP CHAMPIONSHIPS BY NATIONS	CUPRA FIP TOUR		FIP PROMISES
	WOMEN		2
WINNERS PLAYERS CUPRA FIP TOUR (UPDATE MARCH 2024)	MEN		2
	MEN		3
FIP CHAMPIONSHIPS BY NATIONS	PROMOTION		FIP PROMISES
	WOMEN		2
WINNERS PLAYERS CUPRA FIP TOUR (UPDATE MARCH 2024)	RISE		FIP PROMISES
	WOMEN		7
FIP CHAMPIONSHIPS BY NATIONS	STAR		FIP PROMISES
	WOMEN		4
WINNERS PLAYERS CUPRA FIP TOUR (UPDATE MARCH 2024)	GOLD		FIP PROMISES
	WOMEN		4
FIP CHAMPIONSHIPS BY NATIONS	PLATINUM		FIP PROMISES
	WOMEN		4
WINNERS PLAYERS CUPRA FIP TOUR (UPDATE MARCH 2024)	CUPRA FIP FINALS		FIP PROMISES
	WOMEN		4
FIP CHAMPIONSHIPS BY NATIONS	WORLD CHAMPIONSHIP		FIP PROMISES
	WOMEN		4
WINNERS PLAYERS CUPRA FIP TOUR (UPDATE MARCH 2024)	WORLD CHAMPIONSHIP JUNIOR		FIP PROMISES
	WOMEN		4
FIP CHAMPIONSHIPS BY NATIONS	WORLD CHAMPIONSHIP SENIOR		FIP PROMISES
	WOMEN		4
WINNERS PLAYERS CUPRA FIP TOUR (UPDATE MARCH 2024)	N° PARTICIPATIONS		FIP PROMISES
	WOMEN		4
FIP CHAMPIONSHIPS BY NATIONS	N° PARTICIPATIONS		FIP PROMISES
	WOMEN		4

Data source: National Federation; Fip Research & Data Analysis Department



PORTUGAL

Federação Portuguesa de Padel

Establishment Act Date 26/04/2012
Associated Member since 2005
Fip Membership 2024 Class B

Former FIP Member Federations:
Associação Portuguesa de Padel (05/12/2003)
Federação Portuguesa de Tenis (since 01/01/2010)

PARTICIPATION	ESTIMATES (APRIL 2024)	N° CLUBS		N° COURTS		N° AMATEURS PLAYERS		
		381		1,300		450,000		
		COURTS RATIO PER CLUB		POPULATION / COURTS RATIO		AMATEURS / COURTS RATIO		
		3.4		7,882		346		
	AFFILIATED FEDERATION (2023)	CLUBS		COURTS		LICENSED PLAYERS		
		248		1,072		120 56 (W) 54 (M)		
	PERFORMANCE PLAYERS RANKING FIP 2023	TOTAL PLAYERS RANKED			PLAYERS RANKED IN TOP 300		PLAYERS RANKED IN TOP 100	
		WOMEN			18		6	
		MEN			25		6	
	WINNERS PLAYERS CUPRA FIP TOUR (UPDATE MARCH 2024)	PROMOTION		RISE	STAR	GOLD	PLATINUM	CUPRA FIP FINALS
		WOMEN		1	1	3	1	1
		MEN		6	4	1		
FIP CHAMPIONSHIPS BY NATIONS	WORLD CHAMPIONSHIP			WORLD CHAMPIONSHIP JUNIOR		WORLD CHAMPIONSHIP SENIOR		
	N° PARTICIPATIONS			8				
	WOMEN			2 BRONZE		1 BRONZE		
	MEN							
	WOMEN+MEN (ONLY JUNIOR)							

Data source: National Federation; Fip Research & Data Analysis Department



GERMANY

Deutscher Padel Verband

Establishment Act Date 18/01/2010
Associated Member since 2005
Fip Membership 2024 Class B

PARTICIPATION	ESTIMATES (APRIL 2024)	N° CLUBS	N° COURTS	N° AMATEURS PLAYERS	
		188	476	350,000	
		COURTS RATIO PER CLUB	POPULATION / COURTS RATIO	AMATEURS / COURTS RATIO	
	2.5	175,000	735		
	AFFILIATED FEDERATION (2023)	CLUBS	COURTS	LICENSED PLAYERS	
		101	380	2,270 465 (W) 1,805 (M)	
	PERFORMANCE PLAYERS RANKING FIP 2023	TOTAL PLAYERS RANKED	PLAYERS RANKED IN TOP 300	PLAYERS RANKED IN TOP 100	
		WOMEN	9	3	
		MEN	16		
	FIP ORGANIZATION TOURS	CUPRA FIP TOUR	PREMIER PADEL	FIP PROMISES	
		WOMEN	0		
MEN		2			
FIP CHAMPIONSHIPS BY NATIONS	WORLD CHAMPIONSHIP	WORLD CHAMPIONSHIP JUNIOR	WORLD CHAMPIONSHIP SENIOR		
	N° PARTICIPATIONS	6			

Data source: National Federation; Fip Research & Data Analysis Department



SWITZERLAND

Schweizer Padel Verband

Establishment Act Date 10/07/2006
Associated Member since 2007
Fip Membership 2024 Class B

PARTICIPATION

ESTIMATES (APRIL 2024)	N° CLUBS	N° COURTS	N° AMATEURS PLAYERS
	85	230	90,000
AFFILIATED FEDERATION (2023)	COURTS RATIO PER CLUB	POPULATION / COURTS RATIO	AMATEURS / COURTS RATIO
	2.7	38,234	391
PERFORMANCE PLAYERS RANKING FIP 2023	CLUBS	COURTS	LICENSED PLAYERS
	32	80	2,042
			1,031 (W) 1,011 (M)
FIP ORGANIZATION TOURS	TOTAL PLAYERS RANKED	PLAYERS RANKED IN TOP 300	PLAYERS RANKED IN TOP 100
	WOMEN	5	1
	MEN	17	
FIP CHAMPIONSHIPS BY NATIONS	CUPRA FIP TOUR	PREMIER PADEL	FIP PROMISES
	WOMEN	0	
	MEN	1	
WORLD CHAMPIONSHIP	WORLD CHAMPIONSHIP JUNIOR	WORLD CHAMPIONSHIP SENIOR	
	N° PARTICIPATIONS	5 (+1 QUAL)	

Data source: National Federation; Fip Research & Data Analysis Department



THE NETHERLANDS

The Royal Dutch Tennis Association

Establishment Act Date 2020
Associated Member since 2010
Fip Membership 2024 Class B

Former FIP Member Federations:
Nederlandse Padel Sport Federatie (20/03/2006)
Nederlandse Padelbond (01/11/2010)

PARTICIPATION

PARTICIPATION	ESTIMATES (APRIL 2024)	N° CLUBS		N° COURTS		N° AMATEURS PLAYERS	
		586		2,418		570,000	
	AFFILIATED FEDERATION (2023)	COURTS RATIO PER CLUB		POPULATION / COURTS RATIO		AMATEURS / COURTS RATIO	
		4.0		7,286		236	
	AFFILIATED FEDERATION (2023)	CLUBS		COURTS		LICENSED PLAYERS	
		526		1,807		128,316 32,079 (W) 96,237 (M)	
	PERFORMANCE PLAYERS RANKING FIP 2023	TOTAL PLAYERS RANKED		PLAYERS RANKED IN TOP 300		PLAYERS RANKED IN TOP 100	
		WOMEN	47	13		2	
		MEN	57	3			
	FIP ORGANIZATION TOURS	CUPRA FIP TOUR		PREMIER PADEL		FIP PROMISES	
WOMEN		11			10		
MEN		13			10		
WINNERS PLAYERS CUPRA FIP TOUR (UPDATE MARCH 2024)	PROMOTION	RISE	STAR	GOLD	PLATINUM	CUPRA FIP FINALS	
	WOMEN	11					
	MEN	4	8				
FIP CHAMPIONSHIPS BY NATIONS	WORLD CHAMPIONSHIP		WORLD CHAMPIONSHIP JUNIOR		WORLD CHAMPIONSHIP SENIOR		
	N° PARTICIPATIONS		4				

Data source: National Federation; Fip Research & Data Analysis Department



AUSTRALIA

Australian Tennis Federation

Establishment Act Date 2020
Associated Member since 2010
Fip Membership 2024 Class B

Former FIP Member Federation:
The Australian Padel Federation (08/05/2008)

PARTICIPATION	ESTIMATES (APRIL 2024)	N° CLUBS	N° COURTS	N° AMATEURS PLAYERS
		9	39	50,000
		COURTS RATIO PER CLUB	POPULATION / COURTS RATIO	AMATEURS / COURTS RATIO
		4.3	677,923	1,282
AFFILIATED FEDERATION (2023)	CLUBS		COURTS	LICENSED PLAYERS
	7		37	120 45 (W) 75 (M)
PERFORMANCE PLAYERS RANKING FIP 2023	TOTAL PLAYERS RANKED		PLAYERS RANKED IN TOP 300	PLAYERS RANKED IN TOP 100
	WOMEN		22	6
	MEN		64	
FIP ORGANIZATION TOURS	CUPRA FIP TOUR		PREMIER PADEL	FIP PROMISES
	WOMEN		3	
	MEN		3	
FIP CHAMPIONSHIPS BY NATIONS	WORLD CHAMPIONSHIP		WORLD CHAMPIONSHIP JUNIOR	WORLD CHAMPIONSHIP SENIOR
	N° PARTICIPATIONS		1	

Data source: National Federation; Fip Research & Data Analysis Department



SWEDEN

Svenska Padelforbundet

Establishment Act Date 13/03/2010
Associated Member since 2010
Fip Membership 2024 Class B

PARTICIPATION	ESTIMATES (APRIL 2024)	N° CLUBS	N° COURTS	N° AMATEURS PLAYERS
		1,050	4,200	700,000
		COURTS RATIO PER CLUB	POPULATION / COURTS RATIO	AMATEURS / COURTS RATIO
		4.0	2,527	167
AFFILIATED FEDERATION (2023)	CLUBS		COURTS	LICENSED PLAYERS
	223		4,200	5,283 1,744 (W) 3,539 (M)
PERFORMANCE PLAYERS RANKING FIP 2023	TOTAL PLAYERS RANKED		PLAYERS RANKED IN TOP 300	PLAYERS RANKED IN TOP 100
	WOMEN		24	5
	MEN		75	4
FIP ORGANIZATION TOURS	CUPRA FIP TOUR		PREMIER PADEL	FIP PROMISES
	WOMEN		4	3
	MEN		9	3
WINNERS PLAYERS CUPRA FIP TOUR (UPDATE MARCH 2024)	PROMOTION	RISE	STAR	GOLD
	WOMEN	1		
	MEN	1	7	
FIP CHAMPIONSHIPS BY NATIONS	WORLD CHAMPIONSHIP		WORLD CHAMPIONSHIP JUNIOR	WORLD CHAMPIONSHIP SENIOR
	N° PARTICIPATIONS		5	
	WOMEN			
	MEN			1 BRONZE
	WOMEN+MEN (ONLY JUNIOR)			

Data source: National Federation; Fip Research & Data Analysis Department



RUSSIA

Padel Federation of Russia

Establishment Act Date 29/07/2016
Associated Member since 2013
Fip Membership 2024 Class B

Former FIP Member Federation:
Russian Padel Federation (16/10/2009)

PARTICIPATION	ESTIMATES (APRIL 2024)	N° CLUBS		N° COURTS		N° AMATEURS PLAYERS	
		16		64		5,000	
	AFFILIATED FEDERATION (2023)	COURTS RATIO PER CLUB		POPULATION / COURTS RATIO		AMATEURS / COURTS RATIO	
		4.0		2,250,000		78	
		CLUBS		COURTS		LICENSED PLAYERS	
	7		17		280 116 (W) 164 (M)		
PERFORMANCE PLAYERS RANKING FIP 2023	TOTAL PLAYERS RANKED		PLAYERS RANKED IN TOP 300		PLAYERS RANKED IN TOP 100		
	WOMEN	5	2		1		
	MEN	9					
FIP ORGANIZATION TOURS	CUPRA FIP TOUR		PREMIER PADEL		FIP PROMISES		
	WOMEN	1					
	MEN	1					
WINNERS PLAYERS CUPRA FIP TOUR (UPDATE MARCH 2024)	PROMOTION	RISE	STAR	GOLD	PLATINUM	CUPRA FIP FINALS	
	WOMEN	2					
	MEN						

Data source: National Federation; Fip Research & Data Analysis Department




GUATEMALA

Asociación Deportiva Nacional de Padel de Guatemala

Establishment Act Date 15/01/2014
Associated Member since 2014
Fip Membership 2024 Class C

PARTICIPATION	ESTIMATES (APRIL 2024)	N° CLUBS	N° COURTS	N° AMATEURS PLAYERS
		2	3	500
		COURTS RATIO PER CLUB	POPULATION / COURTS RATIO	AMATEURS / COURTS RATIO
		1.5	6,030,667	167

Data source: Fip Research & Data Analysis Department



PRINCIPALITY MONACO

Fédération de Padel de Monaco

Establishment Act Date 17/09/2014
Associated Member since 2014
Fip Membership 2024 Class B

PARTICIPATION	ESTIMATES (APRIL 2024)	N° CLUBS	N° COURTS	N° AMATEURS PLAYERS
		1	5	1,250
		COURTS RATIO PER CLUB	POPULATION / COURTS RATIO	AMATEURS / COURTS RATIO
		5.0	7,200	
AFFILIATED FEDERATION (2023)	CLUBS		COURTS	LICENSED PLAYERS
				(W) (M)
PERFORMANCE PLAYERS RANKING FIP 2023	TOTAL PLAYERS RANKED		PLAYERS RANKED IN TOP 300	PLAYERS RANKED IN TOP 100
	WOMEN			
	MEN		3	1
FIP ORGANIZATION TOURS	CUPRA FIP TOUR		PREMIER PADEL	FIP PROMISES
	WOMEN		0	
	MEN		1	
FIP CHAMPIONSHIPS BY NATIONS	WORLD CHAMPIONSHIP		WORLD CHAMPIONSHIP JUNIOR	WORLD CHAMPIONSHIP SENIOR
	N° PARTICIPATIONS		1 QUAL.	
	WOMEN			
	MEN			
	WOMEN+MEN (ONLY JUNIOR)			

Data source: Fip Research & Data Analysis Department



LITHUANIA

Lietuvos Padelio Federacija

Establishment Act Date 05/10/2013
Associated Member since 2017
Fip Membership 2024 Class B

PARTICIPATION

ESTIMATES (APRIL 2024)	N° CLUBS	N° COURTS	N° AMATEURS PLAYERS
	29	112	100,000
AFFILIATED FEDERATION (2023)	COURTS RATIO PER CLUB	POPULATION / COURTS RATIO	AMATEURS / COURTS RATIO
	3.9	24,268	893
PERFORMANCE PLAYERS RANKING FIP 2023	CLUBS	COURTS	LICENSED PLAYERS
	12	80	1,150 (W) (M)
	TOTAL PLAYERS RANKED	PLAYERS RANKED IN TOP 300	PLAYERS RANKED IN TOP 100
FIP ORGANIZATION TOURS	WOMEN	9	
	MEN	27	
FIP CHAMPIONSHIPS BY NATIONS	CUPRA FIP TOUR	PREMIER PADEL	FIP PROMISES
	WOMEN	2	
FIP CHAMPIONSHIPS BY NATIONS	MEN	27	
	WORLD CHAMPIONSHIP	WORLD CHAMPIONSHIP JUNIOR	WORLD CHAMPIONSHIP SENIOR
	N° PARTICIPATIONS	2 QUAL.	

Data source: National Federation; Fip Research & Data Analysis Department



UNITED ARAB EMIRATES


United Arab Emirates Padel Association

Establishment Act Date 09/06/2014
Associated Member since 2017
Fip Membership 2024 Class B

PARTICIPATION

PARTICIPATION	ESTIMATES (APRIL 2024)	N° CLUBS		N° COURTS		N° AMATEURS PLAYERS	
		320		950		250,000	
	AFFILIATED FEDERATION (2023)	COURTS RATIO PER CLUB		POPULATION / COURTS RATIO		AMATEURS / COURTS RATIO	
		3.0		10,017		263	
	AFFILIATED FEDERATION (2023)	CLUBS		COURTS		LICENSED PLAYERS	
		155		620		1,902 191 (W) 1,711 (M)	
	PERFORMANCE PLAYERS RANKING FIP 2023	TOTAL PLAYERS RANKED		PLAYERS RANKED IN TOP 300		PLAYERS RANKED IN TOP 100	
		WOMEN	9	2			
		MEN	10				
	FIP ORGANIZATION TOURS	CUPRA FIP TOUR		PREMIER PADEL		FIP PROMISES	
WOMEN		3					
MEN		7					
WINNERS PLAYERS CUPRA FIP TOUR (UPDATE MARCH 2024)	PROMOTION	RISE	STAR	GOLD	PLATINUM	CUPRA FIP FINALS	
	WOMEN						
	MEN	1					
FIP CHAMPIONSHIPS BY NATIONS	WORLD CHAMPIONSHIP		WORLD CHAMPIONSHIP JUNIOR		WORLD CHAMPIONSHIP SENIOR		
	N° PARTICIPATIONS	1 (+1 QUAL)					

Data source: National Federation; Fip Research & Data Analysis Department



DENMARK
Dansk Padel Forbund

Establishment Act Date 03/07/2009
Associated Member since 2018
Fip Membership 2024 Class B

PARTICIPATION	ESTIMATES (APRIL 2024)	N° CLUBS	N° COURTS	N° AMATEURS PLAYERS
		456	1,387	325
		COURTS RATIO PER CLUB	POPULATION / COURTS RATIO	AMATEURS / COURTS RATIO
		0.3	4,261	234
	AFFILIATED FEDERATION (2023)	CLUBS	COURTS	LICENSED PLAYERS
		202	1,382	13,386 1,578 (W) 11,808 (M)
PERFORMANCE PLAYERS RANKING FIP 2023	TOTAL PLAYERS RANKED		PLAYERS RANKED IN TOP 300	PLAYERS RANKED IN TOP 100
	WOMEN	8	5	
	MEN	5		
FIP CHAMPIONSHIPS BY NATIONS	WORLD CHAMPIONSHIP		WORLD CHAMPIONSHIP JUNIOR	WORLD CHAMPIONSHIP SENIOR
	N° PARTICIPATIONS	3		

Data source: National Federation; Fip Research & Data Analysis Department



FINLAND
Suomi Padel Liitto

Establishment Act Date 30/10/2009
Associated Member since 2017
Fip Membership 2024 Class B

PARTICIPATION	ESTIMATES (APRIL 2024)	N° CLUBS		N° COURTS		N° AMATEURS PLAYERS	
		227		1,105		200,000	
		COURTS RATIO PER CLUB		POPULATION / COURTS RATIO		AMATEURS / COURTS RATIO	
		4.9		5,018		181	
	AFFILIATED FEDERATION (2023)	CLUBS		COURTS		LICENSED PLAYERS	
		99		1.091		4,036 1,290 (W) 2,746 (M)	
PERFORMANCE PLAYERS RANKING FIP 2023	TOTAL PLAYERS RANKED		PLAYERS RANKED IN TOP 300		PLAYERS RANKED IN TOP 100		
	WOMEN	4	3				
	MEN	4					
WINNERS PLAYERS CUPRA FIP TOUR (UPDATE MARCH 2024)	PROMOTION	RISE	STAR	GOLD	PLATINUM	CUPRA FIP FINALS	
	WOMEN						
	MEN	1					
FIP CHAMPIONSHIPS BY NATIONS	WORLD CHAMPIONSHIP		WORLD CHAMPIONSHIP JUNIOR		WORLD CHAMPIONSHIP SENIOR		
	N° PARTICIPATIONS	2 QUAL.					

Data source: National Federation; Fip Research & Data Analysis Department




NORWAY

Norges Tennis - OG Padel Forbund

Establishment Act Date 06/03/2017
Associated Member since 2018
Fip Membership 2024 Class B

PARTICIPATION	ESTIMATES (APRIL 2024)	N° CLUBS		N° COURTS		N° AMATEURS PLAYERS	
		125		530		150,000	
		COURTS RATIO PER CLUB		POPULATION / COURTS RATIO		AMATEURS / COURTS RATIO	
		4.2		10,328		283	
PERFORMANCE PLAYERS RANKING FIP 2023	TOTAL PLAYERS RANKED		PLAYERS RANKED IN TOP 300		PLAYERS RANKED IN TOP 100		
	WOMEN	12					
	MEN	18					
ORGANIZATION TOURS	CUPRA FIP TOUR		PREMIER PADEL		FIP PROMISES		
	WOMEN	2					
	MEN	2					
WINNERS PLAYERS CUPRA FIP TOUR (UPDATE MARCH 2024)	PROMOTION	RISE	STAR	GOLD	PLATINUM	CUPRA FIP FINALS	
	WOMEN	1					
	MEN						
FIP CHAMPIONSHIPS BY NATIONS	WORLD CHAMPIONSHIP		WORLD CHAMPIONSHIP JUNIOR		WORLD CHAMPIONSHIP SENIOR		
	N° PARTICIPATIONS	1 (+2 QUAL)					

Data source: Fip Research & Data Analysis Department




JAPAN

Japan Padel Association

Establishment Act Date 21/03/2016
Associated Member since 2018
Fip Membership 2024 Class B

PARTICIPATION	ESTIMATES (APRIL 2024)	N° CLUBS 23		N° COURTS 43		N° AMATEURS PLAYERS 10,000	
		COURTS RATIO PER CLUB 1.9		POPULATION / COURTS RATIO 2,867,302		AMATEURS / COURTS RATIO 233	
	AFFILIATED FEDERATION (2023)	CLUBS 2		COURTS 5		LICENSED PLAYERS 300 100 (W) 200 (M)	
	PERFORMANCE PLAYERS RANKING FIP 2023	TOTAL PLAYERS RANKED		PLAYERS RANKED IN TOP 300		PLAYERS RANKED IN TOP 100	
		WOMEN	22	4			
		MEN	87				
	FIP ORGANIZATION TOURS	CUPRA FIP TOUR		PREMIER PADEL		FIP PROMISES	
		WOMEN	1				
		MEN	4				
WINNERS PLAYERS CUPRA FIP TOUR (UPDATE MARCH 2024)	PROMOTION	RISE	STAR	GOLD	PLATINUM	CUPRA FIP FINALS	
	WOMEN	4					
	MEN	4					
FIP CHAMPIONSHIPS BY NATIONS	WORLD CHAMPIONSHIP		WORLD CHAMPIONSHIP JUNIOR		WORLD CHAMPIONSHIP SENIOR		
	N° PARTICIPATIONS		3				

Data source: National Federation; Fip Research & Data Analysis Department



POLAND

Polska Federacja Padla

Establishment Act Date 04/02/2013
Associated Member since 2018
Fip Membership 2024 Class B

PARTICIPATION

ESTIMATES (APRIL 2024)	N° CLUBS	N° COURTS	N° AMATEURS PLAYERS
	36	89	90,000
AFFILIATED FEDERATION (2023)	COURTS RATIO PER CLUB	POPULATION / COURTS RATIO	AMATEURS / COURTS RATIO
	2.5	460,966	1,011
PERFORMANCE PLAYERS RANKING FIP 2023	TOTAL PLAYERS RANKED		PLAYERS RANKED IN TOP 300
	WOMEN		5
WINNERS PLAYERS CUPRA FIP TOUR (UPDATE MARCH 2024)	MEN		7
	PROMOTION	RISE	STAR
FIP CHAMPIONSHIPS BY NATIONS	WORLD CHAMPIONSHIP		WORLD CHAMPIONSHIP JUNIOR
	N° PARTICIPATIONS		1 [+1 QUAL]

Data source: Fip Research & Data Analysis Department



CZECHIA


Česká Padelová Federace

Establishment Act Date 11/06/2015
Associated Member since 2018
Fip Membership 2024 Class B

PARTICIPATION

ESTIMATES (APRIL 2024)	N° CLUBS	N° COURTS	N° AMATEURS PLAYERS
	11	23	10,000
PERFORMANCE PLAYERS RANKING FIP 2023	COURTS RATIO PER CLUB	POPULATION / COURTS RATIO	AMATEURS / COURTS RATIO
	2.1	456,304	435
FIP CHAMPIONSHIPS BY NATIONS	TOTAL PLAYERS RANKED		PLAYERS RANKED IN TOP 300
	WOMEN		5
FIP CHAMPIONSHIPS BY NATIONS	WORLD CHAMPIONSHIP		WORLD CHAMPIONSHIP JUNIOR
	N° PARTICIPATIONS		2 QUAL.

Data source: Fip Research & Data Analysis Department



ESTONIA

Eesti Padel Liit

Establishment Act Date 18/05/2017
Associated Member since 2018
Fip Membership 2024 Class B

PARTICIPATION

ESTIMATES (APRIL 2024)	N° CLUBS	N° COURTS	N° AMATEURS PLAYERS
	19	61	10,41
AFFILIATED FEDERATION (2023)	COURTS RATIO PER CLUB	POPULATION / COURTS RATIO	AMATEURS / COURTS RATIO
	3.2	21,672	166
CLUBS	COURTS	LICENSED PLAYERS	
	13	40	300 60 (W) 240 (M)

PERFORMANCE PLAYERS RANKING FIP 2023	TOTAL PLAYERS RANKED	PLAYERS RANKED IN TOP 300	PLAYERS RANKED IN TOP 100
	WOMEN		
	MEN	4	
FIP CHAMPIONSHIPS BY NATIONS	WORLD CHAMPIONSHIP	WORLD CHAMPIONSHIP JUNIOR	WORLD CHAMPIONSHIP SENIOR
	N° PARTICIPATIONS	2 QUAL.	

Data source: National Federation; Fip Research & Data Analysis Department



THAILAND

Thailand Padel Association

Establishment Act Date 17/05/2018
Associated Member since 2019
Fip Membership 2024 Class B

PARTICIPATION

ESTIMATES (APRIL 2024)	N° CLUBS	N° COURTS	N° AMATEURS PLAYERS
	22	60	50,000
COURTS RATIO PER CLUB	POPULATION / COURTS RATIO	AMATEURS / COURTS RATIO	
	2.7	1,196,683	833

PERFORMANCE PLAYERS RANKING FIP 2023	TOTAL PLAYERS RANKED	PLAYERS RANKED IN TOP 300	PLAYERS RANKED IN TOP 100
	WOMEN	7	
	MEN	2	

Data source: Fip Research & Data Analysis Department



SENEGAL

*Association Sportive de Padel
Sénégal*

Establishment Act Date 25/11/2016
Associated Member since 2019
Fip Membership 2024 Class B

PARTICIPATION

ESTIMATES (APRIL 2024)	N° CLUBS	N° COURTS	N° AMATEURS PLAYERS
	5	10	3,000
COURTS RATIO PER CLUB	POPULATION / COURTS RATIO	AMATEURS / COURTS RATIO	
	2.0	1,776,300	300

PERFORMANCE PLAYERS RANKING FIP 2023	TOTAL PLAYERS RANKED	PLAYERS RANKED IN TOP 300	PLAYERS RANKED IN TOP 100
	WOMEN		
FIP CHAMPIONSHIPS BY NATIONS	WORLD CHAMPIONSHIP	WORLD CHAMPIONSHIP JUNIOR	WORLD CHAMPIONSHIP SENIOR
	N° PARTICIPATIONS	3 QUAL.	

Data source: Fip Research & Data Analysis Department



HUNGARY

Magyar Padel Szövetség

Establishment Act Date 24/03/2017
Associated Member since 2019
Fip Membership 2024 Class B

PARTICIPATION

ESTIMATES (APRIL 2024)	N° CLUBS	N° COURTS	N° AMATEURS PLAYERS
	27	64	30,000
COURTS RATIO PER CLUB	POPULATION / COURTS RATIO	AMATEURS / COURTS RATIO	
	2.4	158,688	469

PERFORMANCE PLAYERS RANKING FIP 2023	TOTAL PLAYERS RANKED	PLAYERS RANKED IN TOP 300	PLAYERS RANKED IN TOP 100
	WOMEN	3	
FIP CHAMPIONSHIPS BY NATIONS	WORLD CHAMPIONSHIP	WORLD CHAMPIONSHIP JUNIOR	WORLD CHAMPIONSHIP SENIOR
	N° PARTICIPATIONS	1 QUAL.	

Data source: Fip Research & Data Analysis Department



IRAN
*Padel Committee of the Squash
Federation of I.R.Iran*

Establishment Act Date 20/05/2015
Associated Member since 2019
Fip Membership 2024 Class B

PARTICIPATION	ESTIMATES (APRIL 2024)	N° CLUBS	N° COURTS	N° AMATEURS PLAYERS
		6	11	3,000
		COURTS RATIO PER CLUB	POPULATION / COURTS RATIO	AMATEURS / COURTS RATIO
		1.8	8,106,545	273
AFFILIATED FEDERATION (2023)	CLUBS		COURTS	LICENSED PLAYERS
				(W) (M)
PERFORMANCE PLAYERS RANKING FIP 2023	TOTAL PLAYERS RANKED		PLAYERS RANKED IN TOP 300	PLAYERS RANKED IN TOP 100
	WOMEN			
	MEN		24	
FIP CHAMPIONSHIPS BY NATIONS	WORLD CHAMPIONSHIP		WORLD CHAMPIONSHIP JUNIOR	WORLD CHAMPIONSHIP SENIOR
	N° PARTICIPATIONS		3 QUAL.	

Data source: Fip Research & Data Analysis Department



SAN MARINO
Federazione Sammarinese Tennis

Establishment Act Date 01/06/1957
Associated Member since 2020
Fip Membership 2024 Class B

PARTICIPATION	ESTIMATES (APRIL 2024)	N° CLUBS	N° COURTS	N° AMATEURS PLAYERS
		1	5	1,000
		COURTS RATIO PER CLUB	POPULATION / COURTS RATIO	AMATEURS / COURTS RATIO
		5.0	6,800	200
AFFILIATED FEDERATION (2023)	CLUBS		COURTS	LICENSED PLAYERS
				23 7 (W) 16 (M)
PERFORMANCE PLAYERS RANKING FIP 2023	TOTAL PLAYERS RANKED		PLAYERS RANKED IN TOP 300	PLAYERS RANKED IN TOP 100
	WOMEN			
	MEN		4	
FIP ORGANIZATION TOURS	CUPRA FIP TOUR		PREMIER PADEL	FIP PROMISES
	WOMEN		0	
	MEN		1	
FIP CHAMPIONSHIPS BY NATIONS	WORLD CHAMPIONSHIP		WORLD CHAMPIONSHIP JUNIOR	WORLD CHAMPIONSHIP SENIOR
	N° PARTICIPATIONS		1 QUAL.	

Data source: National Federation; Fip Research & Data Analysis Department



IRELAND

Padel Federation of Ireland

Establishment Act Date

07/10/2011

Associated Member since

2020

Fip Membership 2024

Class B

PARTICIPATION

ESTIMATES (APRIL 2024)	N° CLUBS	N° COURTS	N° AMATEURS PLAYERS
	14	30	35,000
AFFILIATED FEDERATION (2023)	COURTS RATIO PER CLUB	POPULATION / COURTS RATIO	AMATEURS / COURTS RATIO
	2.1	168,533	1,167
PERFORMANCE PLAYERS RANKING FIP 2023	TOTAL PLAYERS RANKED		
	PLAYERS RANKED IN TOP 300		
FIP ORGANIZATION TOURS	CUPRA FIP TOUR		
	PREMIER PADEL		
WINNERS PLAYERS CUPRA FIP TOUR (UPDATE MARCH 2024)	PROMOTION		
	RISE		
FIP CHAMPIONSHIPS BY NATIONS	STAR		
	GOLD		
	PLATINUM		
	CUPRA FIP FINALS		
	WORLD CHAMPIONSHIP		
	WORLD CHAMPIONSHIP JUNIOR		
	WORLD CHAMPIONSHIP SENIOR		
	N° PARTICIPATIONS		
	1 QUAL.		

Data source: Fip Research & Data Analysis Department



CHINA

Chinese Tennis Association

Establishment Act Date

06/09/2017

Associated Member since

2020

Fip Membership 2024

Class B

PARTICIPATION

ESTIMATES (APRIL 2024)	N° CLUBS	N° COURTS	N° AMATEURS PLAYERS
	15	39	50,000
PERFORMANCE PLAYERS RANKING FIP 2023	COURTS RATIO PER CLUB	POPULATION / COURTS RATIO	AMATEURS / COURTS RATIO
	2.6	36,538,462	1,282
	TOTAL PLAYERS RANKED		
	PLAYERS RANKED IN TOP 300		
	PLAYERS RANKED IN TOP 100		
	WOMEN		
	MEN		
	9		

Data source: Fip Research & Data Analysis Department



EGYPT

Egyptian Padel Federation

Establishment Act Date 05/12/2018
Associated Member since 2020
Fip Membership 2024 Class B

PARTICIPATION

ESTIMATES
(APRIL 2024)

N° CLUBS	N° COURTS	N° AMATEURS PLAYERS
500	1,500	360,000
COURTS RATIO PER CLUB	POPULATION / COURTS RATIO	AMATEURS / COURTS RATIO
3.0	755,144	240

PERFORMANCE PLAYERS RANKING FIP 2023

	TOTAL PLAYERS RANKED	PLAYERS RANKED IN TOP 300	PLAYERS RANKED IN TOP 100
WOMEN	28	10	
MEN	118	2	

FIP ORGANIZATION TOURS

	CUPRA FIP TOUR	PREMIER PADEL	FIP PROMISES
WOMEN	9	0	1
MEN	12	1	1


WINNERS PLAYERS CUPRA FIP TOUR (UPDATE MARCH 2024)

	PROMOTION	RISE	STAR	GOLD	PLATINUM	CUPRA FIP FINALS
WOMEN	2					
MEN	2					

FIP CHAMPIONSHIPS BY NATIONS

	WORLD CHAMPIONSHIP	WORLD CHAMPIONSHIP JUNIOR	WORLD CHAMPIONSHIP SENIOR
N° PARTICIPATIONS	1 (+1 QUAL)		

Data source: National Federation; Fip Research & Data Analysis Department



MALTA

Malta Tennis Federation


Establishment Act Date 05/09/1966
Associated Member since 2022
Fip Membership 2024 Class B

PARTICIPATION

ESTIMATES
(APRIL 2024)

N° CLUBS	N° COURTS	N° AMATEURS PLAYERS
10	38	50,000
COURTS RATIO PER CLUB	POPULATION / COURTS RATIO	AMATEURS / COURTS RATIO
3.8	14,079	1,316

Data source: National Federation; Fip Research & Data Analysis Department



BULGARIA

Bulgarian Tennis Federation


Establishment Act Date 28/02/1992
Associated Member since 2022
Fip Membership 2024 Class B

PARTICIPATION

ESTIMATES
(APRIL 2024)

N° CLUBS	N° COURTS	N° AMATEURS PLAYERS
5	9	2,500
COURTS RATIO PER CLUB	POPULATION / COURTS RATIO	AMATEURS / COURTS RATIO
1.8	743,000	278

Data source: Fip Research & Data Analysis Department



ARMENIA

Padel Federation of Armenia

Establishment Act Date 06/02/2019
Associated Member since 2020
Fip Membership 2024 Class B

PARTICIPATION

ESTIMATES
(APRIL 2024)

N° CLUBS	N° COURTS	N° AMATEURS PLAYERS
1	2	500
COURTS RATIO PER CLUB	POPULATION / COURTS RATIO	AMATEURS / COURTS RATIO
2.0	1,388,500	250

Data source: Fip Research & Data Analysis Department



REPUBLIC OF KOREA

Korea Padel Association


Establishment Act Date 08/06/2018
Associated Member since 2022
Fip Membership 2024 Class B

PARTICIPATION

ESTIMATES
(APRIL 2024)

N° CLUBS	N° COURTS	N° AMATEURS PLAYERS
1	2	500
COURTS RATIO PER CLUB	POPULATION / COURTS RATIO	AMATEURS / COURTS RATIO
2.0	25,892,000	250

Data source: Fip Research & Data Analysis Department



QATAR

Qatar Tennis, Squash and Badminton Federation

Establishment Act Date 09/04/1984
Associated Member since 2022
Fip Membership 2024 Class B

PARTICIPATION

ESTIMATES (APRIL 2024)	N° CLUBS 41		N° COURTS 150		N° AMATEURS PLAYERS 50,000		
	COURTS RATIO PER CLUB 3.7		POPULATION / COURTS RATIO 18,107		AMATEURS / COURTS RATIO 333		
AFFILIATED FEDERATION (2023)	CLUBS 11		COURTS 80		LICENSED PLAYERS 1,353 273 (W) 1,080 (M)		
PERFORMANCE PLAYERS RANKING FIP 2023	TOTAL PLAYERS RANKED		PLAYERS RANKED IN TOP 300		PLAYERS RANKED IN TOP 100		
	WOMEN						
	MEN		71		8		
ORGANIZATION TOURS	CUPRA FIP TOUR		PREMIER PADEL		FIP PROMISES		
	WOMEN		1		1		
	MEN		10		3		
WINNERS PLAYERS CUPRA FIP TOUR (UPDATE MARCH 2024)	PROMOTION		RISE	STAR	GOLD	PLATINUM	CUPRA FIP FINALS
	WOMEN						
	MEN		1	1			
FIP CHAMPIONSHIPS BY NATIONS	WORLD CHAMPIONSHIP		WORLD CHAMPIONSHIP JUNIOR		WORLD CHAMPIONSHIP SENIOR		
	N° PARTICIPATIONS		2				

Data source: National Federation; Fip Research & Data Analysis Department



UKRAINE

Padel Federation of Ukraine

Establishment Act Date 10/10/2018
Associated Member since 2022
Fip Membership 2024 Class B

PARTICIPATION

ESTIMATES (APRIL 2024)	N° CLUBS	N° COURTS	N° AMATEURS PLAYERS
	9	33	50,000
PERFORMANCE PLAYERS RANKING FIP 2023	COURTS RATIO PER CLUB	POPULATION / COURTS RATIO	AMATEURS / COURTS RATIO
	3.7	1,121,212	1,515
TOTAL PLAYERS RANKED	PLAYERS RANKED IN TOP 300		PLAYERS RANKED IN TOP 100
	WOMEN		
FIP ORGANIZATION TOURS	MEN		4
	WOMEN		

Data source: Fip Research & Data Analysis Department



TÜRKİYE

Turkey Padel Association

Establishment Act Date 25/11/2019
Associated Member since 2022
Fip Membership 2024 Class B

PARTICIPATION

ESTIMATES (APRIL 2024)	N° CLUBS	N° COURTS	N° AMATEURS PLAYERS
	9	18	15,000
FIP ORGANIZATION TOURS	COURTS RATIO PER CLUB	POPULATION / COURTS RATIO	AMATEURS / COURTS RATIO
	2.0	4,767,556	833
WINNERS PLAYERS CUPRA FIP TOUR (UPDATE MARCH 2024)	CUPRA FIP TOUR		PREMIER PADEL
	WOMEN		FIP PROMISES
WINNERS PLAYERS PREMIER PADEL (UPDATE MARCH 2024)	MEN		0
	WOMEN		2
WINNERS PLAYERS PREMIER PADEL (UPDATE MARCH 2024)	MAJOR		P1
	15		P2

Data source: Fip Research & Data Analysis Department



GEORGIA

Georgian National Padel Federation

Establishment Act Date 16/11/2020
Associated Member since 2022
Fip Membership 2024 Class B

PARTICIPATION

ESTIMATES
(APRIL 2024)

N° CLUBS	N° COURTS	N° AMATEURS PLAYERS
2	3	750
COURTS RATIO PER CLUB	POPULATION / COURTS RATIO	AMATEURS / COURTS RATIO
1.5	1,242,667	250

Data source: Fip Research & Data Analysis Department



ECUADOR

Federación Ecuatoriana de Pádel

Establishment Act Date 02/02/2021
Associated Member since 2022
Fip Membership 2024 Class B

PARTICIPATION

ESTIMATES
(APRIL 2024)

N° CLUBS	N° COURTS	N° AMATEURS PLAYERS
70	198	300,000
COURTS RATIO PER CLUB	POPULATION / COURTS RATIO	AMATEURS / COURTS RATIO
2.8	91,869	1,515

PERFORMANCE
PLAYERS RANKING
FIP 2023

	TOTAL PLAYERS RANKED	PLAYERS RANKED IN TOP 300	PLAYERS RANKED IN TOP 100
WOMEN	12	1	
MEN	36	1	

FIP ORGANIZATION
TOURS

	CUPRA FIP TOUR	PREMIER PADEL	FIP PROMISES
WOMEN	2		1
MEN	3		1

WINNERS PLAYERS
CUPRA FIP TOUR
(UPDATE MARCH
2024)

	PROMOTION	RISE	STAR	GOLD	PLATINUM	CUPRA FIP FINALS
WOMEN		3				
MEN		1				

FIP
CHAMPIONSHIPS
BY NATIONS

	WORLD CHAMPIONSHIP	WORLD CHAMPIONSHIP JUNIOR	WORLD CHAMPIONSHIP SENIOR
N° PARTICIPATIONS	1		

Data source: Fip Research & Data Analysis Department



CROATIA

Hrvatski Padel Savez

Establishment Act Date 10/01/2017
Associated Member since 2023
Fip Membership 2024 Class B

PARTICIPATION

ESTIMATES
(APRIL 2024)

N° CLUBS	N° COURTS	N° AMATEURS PLAYERS
19	56	20,000
COURTS RATIO PER CLUB	POPULATION / COURTS RATIO	AMATEURS / COURTS RATIO
2.9	71,571	357

AFFILIATED
FEDERATION (2023)

CLUBS	COURTS	LICENSED PLAYERS
8	64	300 30 (W) 270 (M)

PERFORMANCE
PLAYERS RANKING
FIP 2023

	TOTAL PLAYERS RANKED	PLAYERS RANKED IN TOP 300	PLAYERS RANKED IN TOP 100
WOMEN	1		
MEN	6		

Data source: National Federation; Fip Research & Data Analysis Department



VATICAN CITY

Athletica Vaticana

Establishment Act Date 08/11/2018
Associated Member since 2023
Fip Membership 2024 Class B



NEW ZEALAND

Padel New Zealand

Establishment Act Date 25/11/2020
Associated Member since 2023
Fip Membership 2024 Class C

PARTICIPATION

ESTIMATES
(APRIL 2024)

N° CLUBS	N° COURTS	N° AMATEURS PLAYERS
2	2	500
COURTS RATIO PER CLUB	POPULATION / COURTS RATIO	AMATEURS / COURTS RATIO
1.0	2,614,000	250

AFFILIATED
FEDERATION (2023)

CLUBS	COURTS	LICENSED PLAYERS
2	2	5 2 (W) 3 (M)

PERFORMANCE
PLAYERS RANKING
FIP 2023

	TOTAL PLAYERS RANKED	PLAYERS RANKED IN TOP 300	PLAYERS RANKED IN TOP 100
WOMEN	1		
MEN	2		

Data source: National Federation; Fip Research & Data Analysis Department



MALDIVES

Maldives Padel Association

Establishment Act Date 14/02/2021
Associated Member since 2023
Fip Membership 2024 Class C

PARTICIPATION	ESTIMATES (APRIL 2024)	N° CLUBS	N° COURTS	N° AMATEURS PLAYERS
		18	20	2,000
PARTICIPATION	ESTIMATES (APRIL 2024)	COURTS RATIO PER CLUB	POPULATION / COURTS RATIO	AMATEURS / COURTS RATIO
		1.1	26,050	100

Data source: Fip Research & Data Analysis Department



SLOVENIA

Padel Zveza Slovenije

Establishment Act Date 14/04/2021
Associated Member since 2023
Fip Membership 2024 Class B

PARTICIPATION	ESTIMATES (APRIL 2024)	N° CLUBS	N° COURTS	N° AMATEURS PLAYERS
		4	9	2,500
PARTICIPATION	ESTIMATES (APRIL 2024)	COURTS RATIO PER CLUB	POPULATION / COURTS RATIO	AMATEURS / COURTS RATIO
		2.3	235,444	278

Data source: Fip Research & Data Analysis Department



KUWAIT

Kuwait Padel Club

Establishment Act Date 09/09/2021
Associated Member since 2023
Fip Membership 2024 Class B

PARTICIPATION	ESTIMATES (APRIL 2024)	N° CLUBS	N° COURTS	N° AMATEURS PLAYERS
		140	400	100,000
PARTICIPATION	ESTIMATES (APRIL 2024)	COURTS RATIO PER CLUB	POPULATION / COURTS RATIO	AMATEURS / COURTS RATIO
		2.9	10,775	250

PERFORMANCE PLAYERS RANKING FIP 2023	TOTAL PLAYERS RANKED		
	PLAYERS RANKED IN TOP 300		
	PLAYERS RANKED IN TOP 100		
PERFORMANCE PLAYERS RANKING FIP 2023	WOMEN		
	23		
PERFORMANCE PLAYERS RANKING FIP 2023	MEN		
	41		

FIP ORGANIZATION TOURS	CUPRA FIP TOUR		
	PREMIER PADEL		
	FIP PROMISES		
FIP ORGANIZATION TOURS	WOMEN		
	1		
FIP ORGANIZATION TOURS	MEN		
	1		

Data source: Fip Research & Data Analysis Department



PHILIPPINES

Philippine Padel Association

Establishment Act Date 14/10/2021
Associated Member since 2023
Fip Membership 2024 Class C

PARTICIPATION	ESTIMATES (APRIL 2024)	N° CLUBS	N° COURTS	N° AMATEURS PLAYERS
		4	15	10,000
PARTICIPATION	ESTIMATES (APRIL 2024)	COURTS RATIO PER CLUB	POPULATION / COURTS RATIO	AMATEURS / COURTS RATIO
		3.8	7,822,467	667
PARTICIPATION	AFFILIATED FEDERATION (2023)	CLUBS	COURTS	LICENSED PLAYERS
		2	8	151 51 (W) 100 (M)

PERFORMANCE PLAYERS RANKING FIP 2023	TOTAL PLAYERS RANKED		
	PLAYERS RANKED IN TOP 300		
	PLAYERS RANKED IN TOP 100		
PERFORMANCE PLAYERS RANKING FIP 2023	WOMEN		
	3		
PERFORMANCE PLAYERS RANKING FIP 2023	MEN		
	6		

Data source: National Federation; Fip Research & Data Analysis Department



SAUDI ARABIA

Saudi Padel Committee

Establishment Act Date 08/11/2021
Associated Member since 2023
Fip Membership 2024 Class B

PARTICIPATION

ESTIMATES (APRIL 2024)	N° CLUBS	N° COURTS	N° AMATEURS PLAYERS
	325	900	250,000
AFFILIATED FEDERATION (2023)	COURTS RATIO PER CLUB	POPULATION / COURTS RATIO	AMATEURS / COURTS RATIO
	2.8	41,052	278
PERFORMANCE PLAYERS RANKING FIP 2023	CLUBS	COURTS	LICENSED PLAYERS
	325	900	949 71 (W) 878 (M)
FIP ORGANIZATION TOURS	TOTAL PLAYERS RANKED	PLAYERS RANKED IN TOP 300	PLAYERS RANKED IN TOP 100
	5		
FIP ORGANIZATION TOURS	CUPRA FIP TOUR	PREMIER PADEL	FIP PROMISES
	0	1	

Data source: National Federation; Fip Research & Data Analysis Department



ALBANIA

Albania Padel Group

Establishment Act Date 01/12/2021
Associated Member since 2023
Fip Membership 2024 Class C

PARTICIPATION

ESTIMATES (APRIL 2024)	N° CLUBS	N° COURTS	N° AMATEURS PLAYERS
	2	7	2,000
PERFORMANCE PLAYERS RANKING FIP 2023	COURTS RATIO PER CLUB	POPULATION / COURTS RATIO	AMATEURS / COURTS RATIO
	3.5	404,571	286
FIP ORGANIZATION TOURS	TOTAL PLAYERS RANKED	PLAYERS RANKED IN TOP 300	PLAYERS RANKED IN TOP 100
	2		
FIP ORGANIZATION TOURS	CUPRA FIP TOUR	PREMIER PADEL	FIP PROMISES
	0		

Data source: Fip Research & Data Analysis Department



BAHRAIN

Bahrain Padel Federation

Establishment Act Date 21/12/2021
Associated Member since 2023
Fip Membership 2024 Class B

PARTICIPATION

ESTIMATES (APRIL 2024)	N° CLUBS	N° COURTS	N° AMATEURS PLAYERS
	58	166	50,000
AFFILIATED FEDERATION (2023)	COURTS RATIO PER CLUB	POPULATION / COURTS RATIO	AMATEURS / COURTS RATIO
	2.9	8,946	301
WINNERS PLAYERS PREMIER PADEL (UPDATE MARCH 2024)	CLUBS	COURTS	LICENSED PLAYERS
	25	66	326 50 (W) 276 (M)
WINNERS PLAYERS PREMIER PADEL (UPDATE MARCH 2024)	MAJOR	P1	P2
	1		

Data source: National Federation; Fip Research & Data Analysis Department



EL SALVADOR

Federación de Pádel de El Salvador

Establishment Act Date 18/01/2022
Associated Member since 2023
Fip Membership 2024 Class C

PARTICIPATION

ESTIMATES
(APRIL 2024)

N° CLUBS	N° COURTS	N° AMATEURS PLAYERS
1	3	750
COURTS RATIO PER CLUB	POPULATION / COURTS RATIO	AMATEURS / COURTS RATIO
3.0	2,121,333	250

Data source: Fip Research & Data Analysis Department



ISRAEL

Padel Israel

Establishment Act Date 03/03/2022
Associated Member since 2023
Fip Membership 2024 Class B

PARTICIPATION

ESTIMATES
(APRIL 2024)

N° CLUBS	N° COURTS	N° AMATEURS PLAYERS
8	26	50,000
COURTS RATIO PER CLUB	POPULATION / COURTS RATIO	AMATEURS / COURTS RATIO
3.3	352,846	1,923

Data source: Fip Research & Data Analysis Department



LEBANON

Lebanese Padel Tennis Association

Establishment Act Date 16/03/2022
Associated Member since 2023
Fip Membership 2024 Class C

PARTICIPATION

ESTIMATES
(APRIL 2024)

N° CLUBS	N° COURTS	N° AMATEURS PLAYERS
47	97	100,000
COURTS RATIO PER CLUB	POPULATION / COURTS RATIO	AMATEURS / COURTS RATIO
2.0	56,177	1,042

PERFORMANCE PLAYERS RANKING FIP 2023

	TOTAL PLAYERS RANKED	PLAYERS RANKED IN TOP 300	PLAYERS RANKED IN TOP 100
WOMEN	1		
MEN	2		

Data source: Fip Research & Data Analysis Department



OMAN

*Oman Olympic Committee - Padel
Committee*

Establishment Act Date 06/04/2022
Associated Member since 2023
Fip Membership 2024 Class B

PARTICIPATION

ESTIMATES
(APRIL 2024)

N° CLUBS	N° COURTS	N° AMATEURS PLAYERS
54	119	50,000
COURTS RATIO PER CLUB	POPULATION / COURTS RATIO	AMATEURS / COURTS RATIO
2.2	39,025	420

PERFORMANCE PLAYERS RANKING FIP 2023

	TOTAL PLAYERS RANKED	PLAYERS RANKED IN TOP 300	PLAYERS RANKED IN TOP 100
WOMEN	11	1	
MEN	15		

FIP ORGANIZATION TOURS

	CUPRA FIP TOUR	PREMIER PADEL	FIP PROMISES
WOMEN	1		
MEN	1		

Data source: Fip Research & Data Analysis Department



AZERBAIJAN

Azerbaijan Tennis Federation

Establishment Act Date 02/08/1995
Associated Member since 2024
Fip Membership 2024 Class B

PARTICIPATION

ESTIMATES
(APRIL 2024)

N° CLUBS	N° COURTS	N° AMATEURS PLAYERS
3	3	750
COURTS RATIO PER CLUB	POPULATION / COURTS RATIO	AMATEURS / COURTS RATIO
1	3,470,667	250

AFFILIATED
FEDERATION (2023)

CLUBS	COURTS	LICENSED PLAYERS
1	1	8 (T) 2 (W) 6 (M)

Data source: National Federation; Fip Research & Data Analysis Department



KAZAKHSTAN

National Padel Federation of Kazakhstan

Establishment Act Date 10/03/2023
Associated Member since 2024
Fip Membership 2024 Class B

PARTICIPATION

ESTIMATES
(APRIL 2024)

N° CLUBS	N° COURTS	N° AMATEURS PLAYERS
1	4	1,000
COURTS RATIO PER CLUB	POPULATION / COURTS RATIO	AMATEURS / COURTS RATIO
4.0	4,901,500	250

Data source: Fip Research & Data Analysis Department



KOSOVO

Kosovo Padel federation

Establishment Act Date 28/08/2021
Associated Member since 2024
Fip Membership 2024 Class B

PARTICIPATION

ESTIMATES
(APRIL 2024)

N° CLUBS	N° COURTS	N° AMATEURS PLAYERS
4	6	1,000
COURTS RATIO PER CLUB	POPULATION / COURTS RATIO	AMATEURS / COURTS RATIO
1.5	312,167	167

AFFILIATED
FEDERATION (2023)

CLUBS	COURTS	LICENSED PLAYERS
1	3	8 2 (W) 6 (M)

PERFORMANCE
PLAYERS RANKING
FIP 2023

TOTAL PLAYERS RANKED	PLAYERS RANKED IN TOP 300	PLAYERS RANKED IN TOP 100
WOMEN		
MEN	2	

Data source: National Federation; Fip Research & Data Analysis Department



LUXEMBOURG

Fédération Luxembourgeoise de Tennis

Establishment Act Date 23/01/2004
Associated Member since 2024
Fip Membership 2024 Class B

PARTICIPATION

ESTIMATES
(APRIL 2024)

N° CLUBS	N° COURTS	N° AMATEURS PLAYERS
7	17	10,000
COURTS RATIO PER CLUB	POPULATION / COURTS RATIO	AMATEURS / COURTS RATIO
2.4	38,529	588

AFFILIATED
FEDERATION (2023)

CLUBS	COURTS	LICENSED PLAYERS
6	16	208 20 (W) 188 (M)

PERFORMANCE
PLAYERS RANKING
FIP 2023

TOTAL PLAYERS RANKED	PLAYERS RANKED IN TOP 300	PLAYERS RANKED IN TOP 100
WOMEN	1	
MEN	1	

Data source: National Federation; Fip Research & Data Analysis Department



MONTENEGRO

Montenegrin Padel Federation

Establishment Act Date 10/10/2021
Associated Member since 2024
Fip Membership 2024 Class B

PARTICIPATION

ESTIMATES
(APRIL 2024)

N° CLUBS	N° COURTS	N° AMATEURS PLAYERS
5	9	2,500
COURTS RATIO PER CLUB	POPULATION / COURTS RATIO	AMATEURS / COURTS RATIO
1.8	74,081	278

AFFILIATED
FEDERATION (2023)

CLUBS	COURTS	LICENSED PLAYERS
5		67 (W) (M)

PERFORMANCE
PLAYERS RANKING
FIP 2023

TOTAL PLAYERS RANKED	PLAYERS RANKED IN TOP 300	PLAYERS RANKED IN TOP 100
WOMEN		
MEN	2	

Data source: National Federation; Fip Research & Data Analysis Department



SLOVAKIA

Slovenská Padelová Asociácia

Establishment Act Date

10/10/2021

Associated Member since

2024

Fip Membership 2024

Class B

PARTICIPATION	ESTIMATES (APRIL 2024)	N° CLUBS	N° COURTS	N° AMATEURS PLAYERS
		1	4	1,000
		COURTS RATIO PER CLUB	POPULATION / COURTS RATIO	AMATEURS / COURTS RATIO
		4.0	1,448,750	250

Data source: Fip Research & Data Analysis Department



VENEZUELA

Federación Venezolana de Padel

Establishment Act Date

20/02/2019

Associated Member since

2024

Fip Membership 2024

Class B

PARTICIPATION	ESTIMATES (APRIL 2024)	N° CLUBS	N° COURTS	N° AMATEURS PLAYERS
		65	200	300,000
		COURTS RATIO PER CLUB	POPULATION / COURTS RATIO	AMATEURS / COURTS RATIO
		3.1	144,190	1,500
PERFORMANCE PLAYERS RANKING FIP 2023	TOTAL PLAYERS RANKED			
	PLAYERS RANKED IN TOP 300			
	PLAYERS RANKED IN TOP 100			
FIP ORGANIZATION TOURS	CUPRA FIP TOUR			
	PREMIER PADEL			
	FIP PROMISES			
WINNERS PLAYERS CUPRA FIP TOUR (UPDATE MARCH 2024)	WOMEN			
	MEN			
	PROMOTION			
	RISE			
	STAR			
	GOLD			
	PLATINUM			
	CUPRA FIP FINALS			
	WOMEN			
	MEN			
	1			

Data source: Fip Research & Data Analysis Department



TUNISIA

Fédération Tunisienne de Tennis

Establishment Act Date

25/10/1960

Associated Member since

2024

Fip Membership 2024

Class B

PARTICIPATION	ESTIMATES (APRIL 2024)	N° CLUBS	N° COURTS	N° AMATEURS PLAYERS
		28	100	100,000
		COURTS RATIO PER CLUB	POPULATION / COURTS RATIO	AMATEURS / COURTS RATIO
		3.6	124,580	1,000
	AFFILIATED FEDERATION (2023)	CLUBS	COURTS	LICENSED PLAYERS
		20	60	1,150 220 (W) 930 (M)
PERFORMANCE PLAYERS RANKING FIP 2023	TOTAL PLAYERS RANKED			
	PLAYERS RANKED IN TOP 300			
	PLAYERS RANKED IN TOP 100			
	WOMEN			
	4			
	MEN			
	17			

Data source: National Federation; Fip Research & Data Analysis Department



ADDITIONAL INFORMATION

HOW THE DATA WERE COLLECTED

A total of 35 nations from all continents provided participation data used in the FIP Padel Report 2024. Participation data were collected directly from national federations through the FIP National Federation Survey 2024. All these data were collected by FIP and then integrated with performance and organization data held by the FIP Research and Data Analysis Department. For federated nations that did not respond to the survey and for countries that are not yet federated to FIP, an analysis was conducted by FIP's Data Research and Analysis Department through its internal database with actual data or failing that estimated data.

DATA SOURCES

Some National Federations, especially those established only a few years ago, do not yet have their own databases. Consequently, all contributing National Federations were asked to specify which data sources they used to complete the FIP National Federation Survey.

Data sources may include secondary sources such as commercial data agencies and/or data from governments or ministries of sport. Where nations were unable to use primary or secondary data sources, they were asked to provide an estimate or an analysis was conducted within the FIP Research & Data Analysis Department.

In some cases, in order to have an up-to-date estimate of the number of padel clubs and padel courts not provided by the federations or not in the Department's databases, authoritative external specialized sources cited here were used: Mr. Padel Paddle, Padelonomics, Padel Gids, Padel Lands, Dansk Padel Forbund, Padel Park.

REPORT ANALYSIS AND TEXTS: FIP RESEARCH & DATA ANALYSIS DEPARTMENT

The International Padel Federation is the owner of all intellectual property rights in this publication.

This publication is protected by copyright laws and treaties around the world. All such rights are reserved. Our status (and that of any identified contributors) as the authors of this publication must always be acknowledged. No part of this publication may be reproduced, scraped, stored in a retrieval system, or transmitted to any third party in any form or by any means electronic, mechanical, photocopied, recorded or otherwise, without the prior permission of the International Padel Federation.





THE WORLD GOVERNING BODY OF PADEL

Maison du Sport International - Av. De Rhodanie 54 - 1007 Lausanne - Switzerland

info@padelfip.com

